

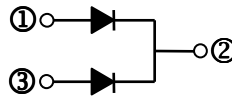
RoHS Compliant Product
A suffix of "-C" specifies halogen free

FEATURES

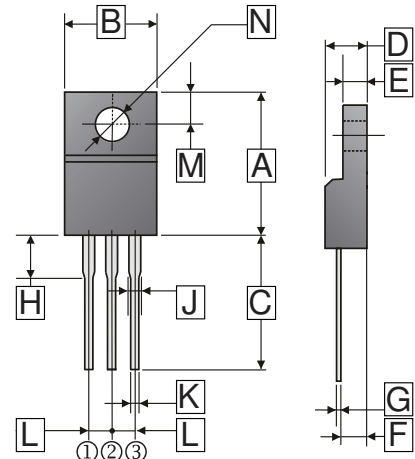
- Trench MOS Schottky technology
- Low forward voltage drop
- Low reverse current
- High current capability
- High reliability
- High surge current capability
- Epitaxial construction

MECHANICAL DATA

- Case: Molded plastic
- Epoxy: UL94V-0 rate flame retardant
- Lead: Lead solderable per MIL-STD-202 method 208 guaranteed
- Polarity: As Marked
- Mounting position: Any
- Weight: 1.98 g (Approximate)



ITO-220



REF.	Millimeter		REF.	Millimeter	
	Min.	Max.		Min.	Max.
A	14.60	16.50	H	2.70	4.00
B	9.50	10.50	J	0.90	1.50
C	12.60	14.00	K	0.50	0.95
D	4.30	5.10	L	2.34	2.74
E	2.30	3.2	M	2.40	3.60
F	2.30	3.10	N	φ3.0	φ3.4
G	0.30	0.75			

MAXIMUM RATINGS AND ELECTRICAL CHARACTERISTICS

(Rating 25°C ambient temperature unless otherwise specified. Single phase half wave, 60Hz, resistive or inductive load.
For capacitive load, de-rate current by 20%.)

Parameter	Symbol	Rating	Unit
Maximum Recurrent Peak Reverse Voltage	V_{RRM}	100	V
Working Peak Reverse Voltage	V_{RSM}	100	V
Maximum DC Blocking Voltage	V_{DC}	100	V
Maximum Average Forward Rectified Current	I_F	20	A
(Per Leg)		40	
(Per Device)			
Peak Forward Surge Current, 8.3 ms single half sine-wave	I_{FSM}	250	A
Voltage Rate of Change (Rated V_R)	dv/dt	10000	V / μ s
Typical Thermal Resistance	$R_{\theta JC}$	4	°C / W
Operating and Storage Temperature Range	T_J, T_{STG}	-40~150	°C

ELECTRICAL CHARACTERISTICS

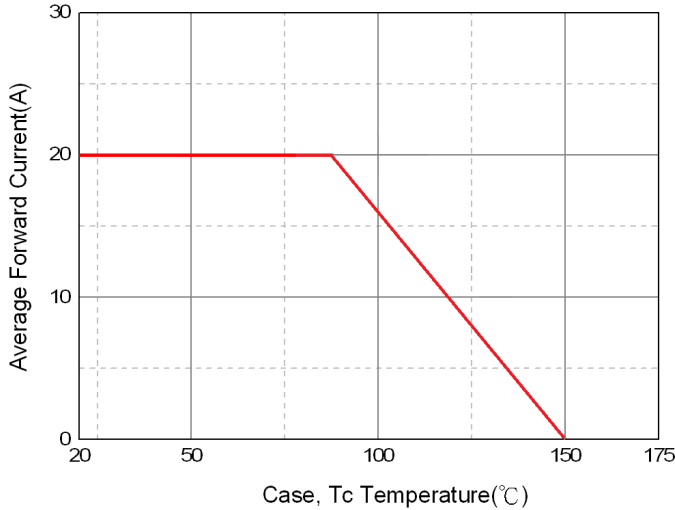
Parameter	Symbol	Typ.	Max.	Unit	Test Condition
Maximum Instantaneous Forward Voltage	V_F	0.44	0.47	V	$I_F = 3A, T_J = 25^\circ C$
		0.58	0.63		$I_F = 10A, T_J = 25^\circ C$
		0.67	0.73		$I_F = 15A, T_J = 25^\circ C$
		0.75	0.8		$I_F = 20A, T_J = 25^\circ C$
		0.7	-		$I_F = 20A, T_J = 125^\circ C$
Maximum DC Reverse Current at Rated DC Blocking Voltage ²	I_R	-	0.2	mA	$T_J = 25^\circ C$
		-	20		$T_J = 100^\circ C$
Typical Junction Capacitance ¹	C_J	740	-	pF	

NOTES:

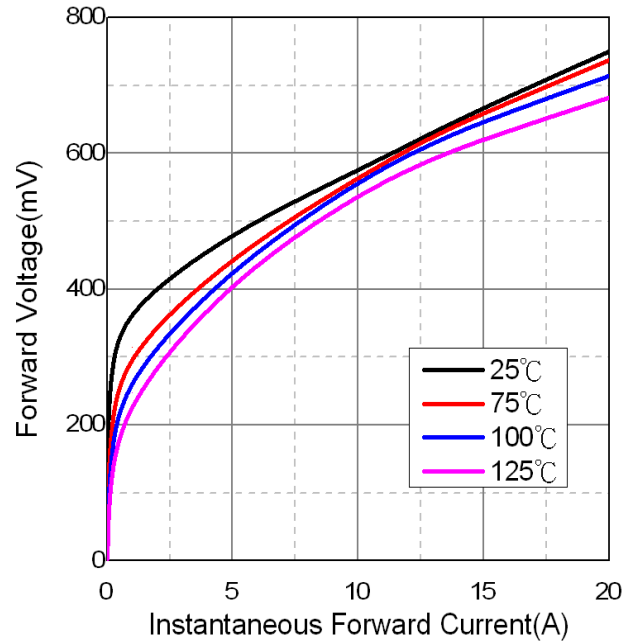
1. Measured at 1MHz and applied reverse voltage of 5.0V D.C.
2. Pulse Test : Pulse Width = 300 μ s, Duty Cycle \leq 2.0%.

RATINGS AND CHARACTERISTIC CURVES

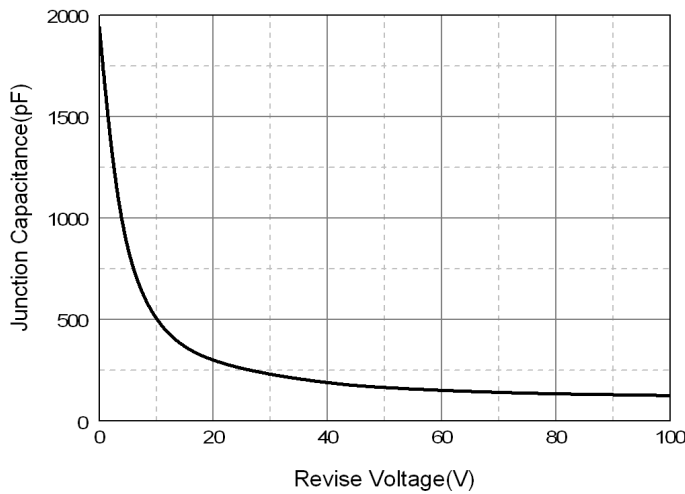
Typical Forward Current Derating Curve



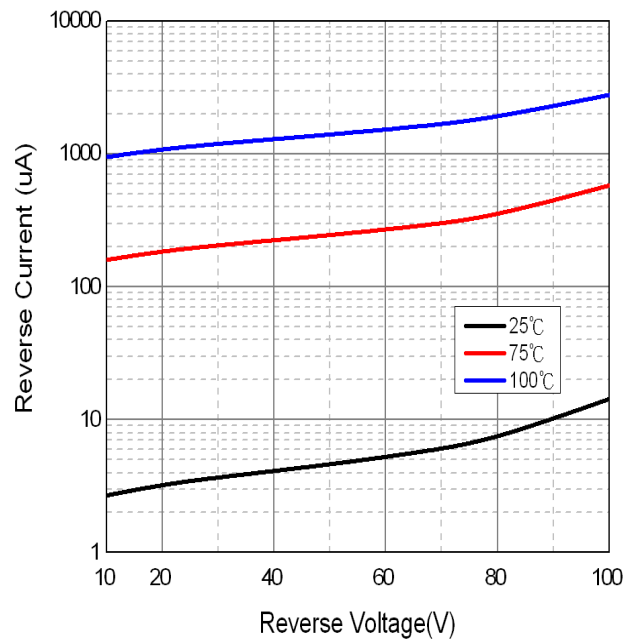
Typical Forward Characteristic



Typical Junction Capacitance



Typical Reverse Characteristic



Maximum Non-Repetitive Forward Surge Current

