

RoHS Compliant Product
 A suffix of "-C" specifies halogen & lead-free

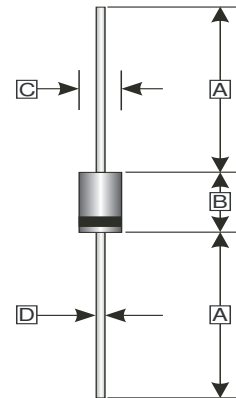
FEATURES

- Low forward voltage drop
- High current capability
- High reliability
- High surge current capability
- Epitaxial construction
- High operating temperature

MECHANICAL DATA

- Case: Molded plastic
- Epoxy: UL 94V-0 rate flame retardant
- Lead: Axial leads, solderable per MIL-STD-202, method 208 guaranteed
- Polarity: Color band denotes cathode end
- Mounting position: Any
- Weight: 1.10 grams (approximately)

DO-27



REF.	Millimeter	
	Min.	Max.
A	25.4 (TYP)	
B	7.20	9.53
C	5.00	5.60
D	1.20	1.32

MAXIMUM RATINGS AND ELECTRICAL CHARACTERISTICS

(Rating 25°C ambient temperature unless otherwise specified. Single phase half wave, 60Hz, resistive or inductive load.
 For capacitive load, de-rate current by 20%.)

Parameter	Symbol	Rating	Unit
Maximum Recurrent Peak Reverse Voltage	V _{RRM}	100	V
Working Peak Reverse Voltage	V _{RSM}	100	V
Maximum DC Blocking Voltage	V _{DC}	100	V
Maximum Average Forward Rectified Current	I _F	8	A
Peak Forward Surge Current, 8.3 ms single half sine-wave	I _{FSM}	135	A
Voltage Rate of Change (Rated V _R)	dv/dt	10000	V / μs
Typical Thermal Resistance	R _{θJC}	15	°C /W
Operating and Storage Temperature Range	T _J , T _{STG}	175, -50~175	°C

ELECTRICAL CHARACTERISTICS

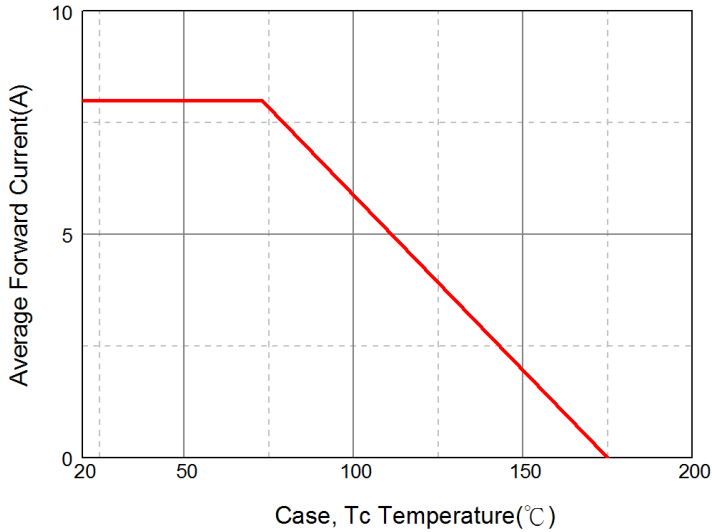
Parameter	Symbol	Typ.	Max.	Unit	Test Condition
Instantaneous Forward Voltage	V _F	0.81	0.85	V	I _F = 8A, T _J = 25°C
		0.66	-		I _F = 8A, T _J = 125°C
Maximum DC Reverse Current at Rated DC Blocking Voltage ²	I _R	0.05	20	uA	T _J =25°C
		150	-		T _J =125°C
Typical Junction Capacitance ¹	C _J	140	-	pF	

NOTES:

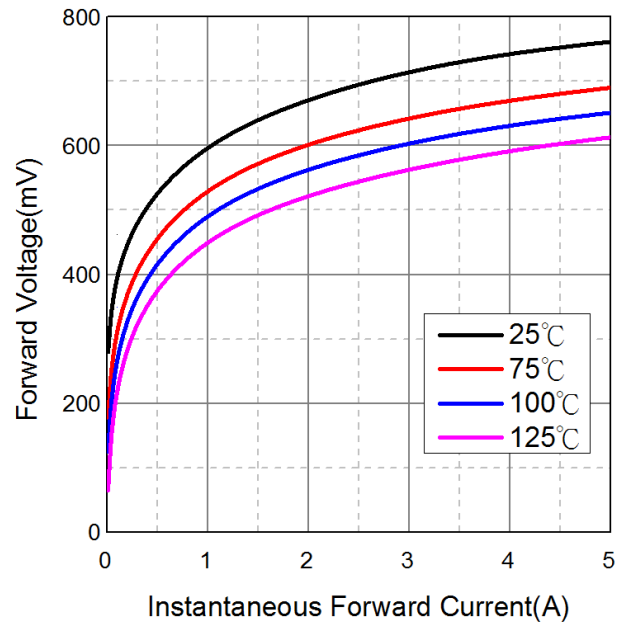
1. Measured at 1MHz and applied reverse voltage of 5.0V D.C.
2. Pulse Test : Pulse Width = 300 μs, Duty Cycle ≤ 2.0%.

RATINGS AND CHARACTERISTIC CURVES

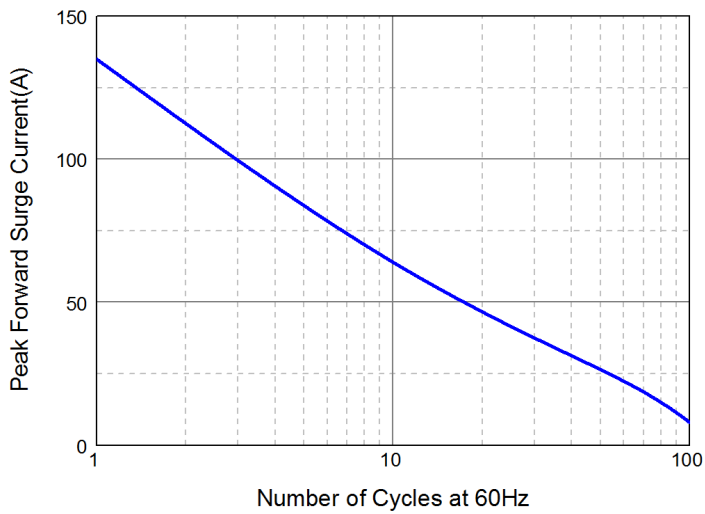
Typical Forward Current Derating Curve



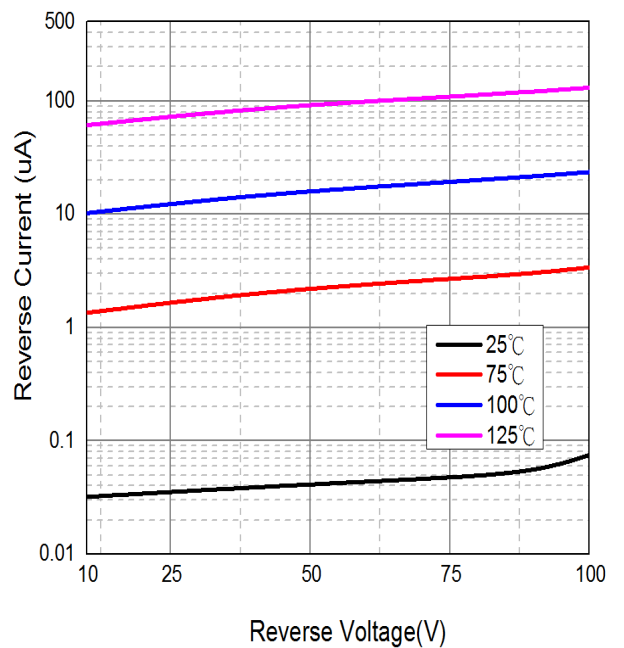
Typical Forward Characteristic



Maximum Non-Repetitive Forward Surge Current



Typical Reverse Characteristic



Typical Junction Capacitance

