

RoHS Compliant Product
A suffix of "-C" specifies halogen & lead-free

FEATURES

- High Current Capability
- Extremely Low Thermal Resistance
- For Surface Mount Application
- Higher Temp Soldering: 250°C for 10 Seconds at Terminals
- Low Forward Voltage

MECHANICAL DATA

- Case: Molded Plastic
- Epoxy: UL 94V-0 Rate Flame Retardant
- Lead: Solderable Per MIL-STD-202, Method 208 Guaranteed
- Polarity: Color Band Denotes Cathode End
- Mounting Position: Any

MARKING

SJ

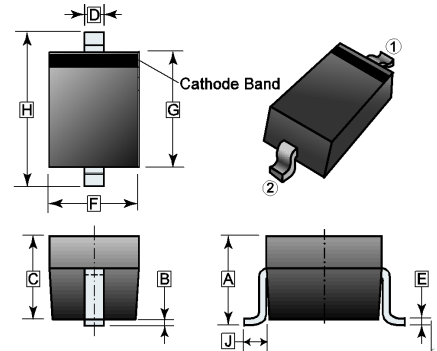
PACKAGE INFORMATION

Package	MPQ	Leader Size
SOD-323	3K	7 inch

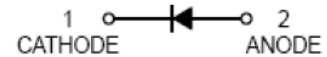
ORDER INFORMATION

Part Number	Type
SCS120V-C	Lead (Pb)-free and Halogen-free

SOD-323



REF.	Millimeter		REF.	Millimeter	
	Min.	Max.		Min.	Max.
A	1.05 REF.		F	1.15	1.45
B	0.20 REF.		G	1.6	1.9
C	0.80	1.00	H	2.30	2.75
D	0.25	0.40	J	0.475 REF.	
E	0.080	0.20			



MAXIMUM RATINGS AND ELECTRICAL CHARACTERISTICS (T_A=25°C unless otherwise specified.)

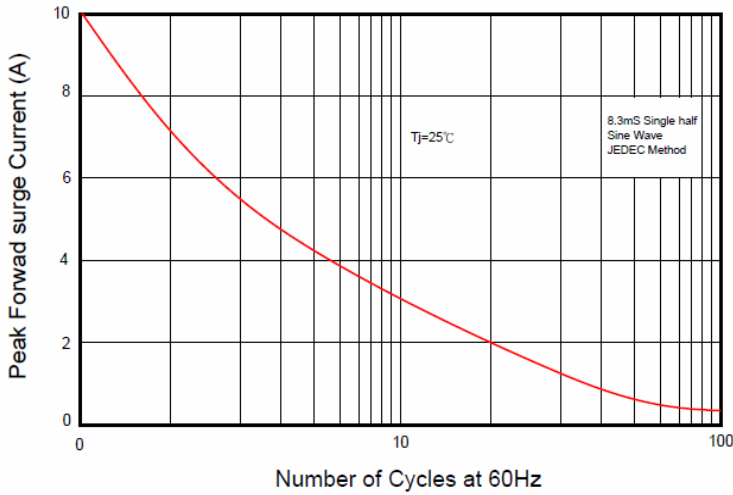
Parameter	Symbol	Ratings	Unit
Maximum Recurrent Peak Reverse Voltage	V _{RRM}	20	V
Working Peak Reverse Voltage	V _{RWM}	20	V
Maximum DC Blocking Voltage	V _R	20	V
Average Forward Current	I _{F(AV)}	1	A
Peak Forward Current @8.3ms Half Sine	I _{FSM}	10	A
Maximum Instantaneous Forward Voltage @ I _{FM} =1A	V _F	T _J =25°C	0.45
		T _J =100°C	0.41
Maximum DC Reverse Current @ Rated DC Blocking Voltage	I _R	T _J =25°C	1
		T _J =100°C	10
Typical Junction Capacitance ¹	C _J	210	pF
Typical Thermal Resistance from Junction-Ambient ²	R _{θJA}	488	°C/W
Operating Junction Temperature Range	T _J	-40~125	°C
Storage Temperature Range	T _{STG}	-55~150	

Notes:

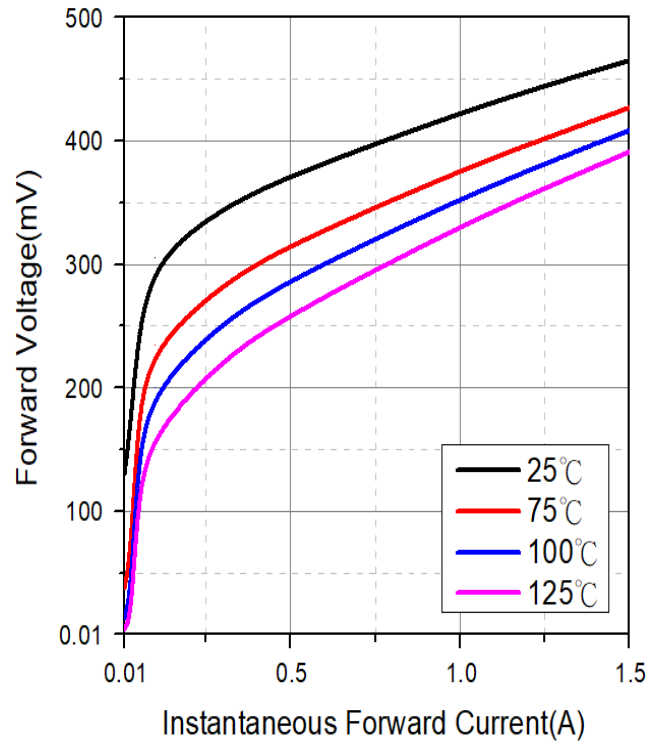
1. Measured at 1MHz and applied reverse of 0V D.C.
2. FR-4 PCB, 2oz. 0.65mmx1.35mm copper pad.

RATINGS AND CHARACTERISTIC CURVES

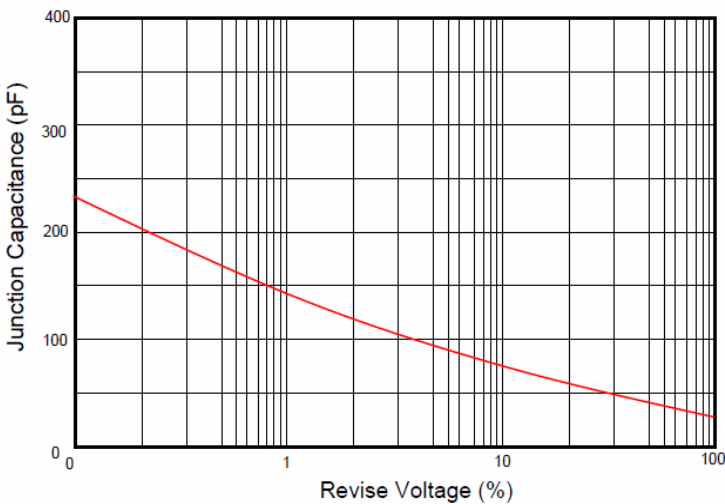
Maximum Non- Repetitive Forward Surge Current



Typical Forward Characteristic



Typical Junction Capacitance



Typical Reverse Characteristic

