

RoHS Compliant Product
A suffix of "-C" specifies halogen & lead-free

FEATURES

- Small surface mounting type
- Low reverse current and low forward voltage
- High reliability

MARKING

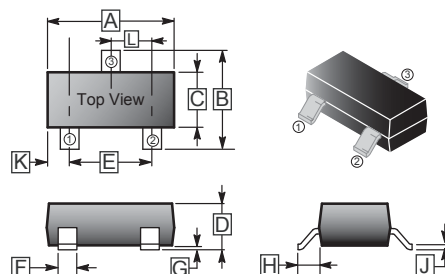
04F

D3Q

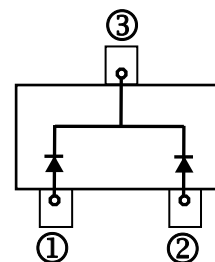
PACKAGE INFORMATION

Package	MPQ	Leader Size
SOT-23	3K	7 inch

SOT-23



REF.	Millimeter		REF.	Millimeter	
	Min.	Max.		Min.	Max.
A	2.70	3.10	G	0.09	0.18
B	2.10	2.65	H	0.35	0.65
C	1.20	1.40	J	0.08	0.20
D	0.89	1.15	K	0.6 REF.	
E	1.78	2.04	L	0.95 BSC.	
F	0.30	0.50			



ABSOLUTE MAXIMUM RATINGS ($T_A=25^\circ\text{C}$ unless otherwise specified)

Parameter	Symbol	Ratings	Unit
DC Reverse Voltage	V_R	25	V
Maximum Recurrent Peak Reverse Voltage	V_{RRM}	40	V
Working Peak Reverse Voltage	V_{RWM}	40	V
Maximum Average Forward Rectified Current	I_O	400	mA
Peak Forward Surge Current at 8.3 m Sec single half sine-wave	I_{FSM}	2	A
Total Power Dissipation	P_D	250	mW
Thermal Resistance from Junction to Ambient	$R_{\theta JA}$	400	$^\circ\text{C} / \text{W}$
Junction, Storage Temperature	T_J, T_{STG}	125, -55 ~ 150	$^\circ\text{C}$

ELECTRICAL CHARACTERISTICS ($T_A=25^\circ\text{C}$ unless otherwise specified)

Parameters	Symbol	Min.	Typ.	Max.	Unit	Test Condition
Maximum Instantaneous Forward Voltage	V_F	-	-	0.3	V	$I_F=10\text{mA}$
		-	-	0.5		$I_F=200\text{mA}$
Maximum Average Reverse Current	I_R	-	-	70	μA	$V_R=25\text{V}$

RATINGS AND CHARACTERISTIC CURVES

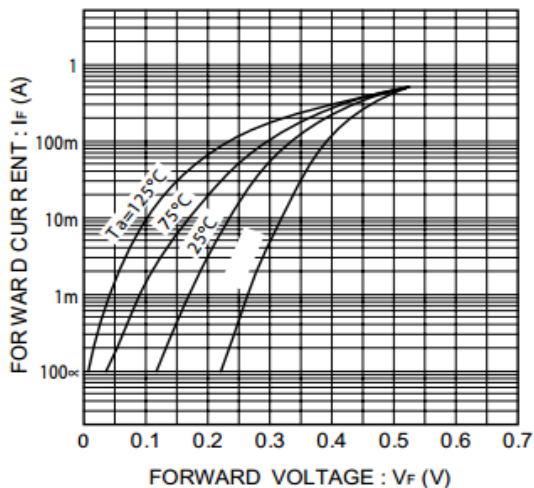


Fig.1 Forward characteristics

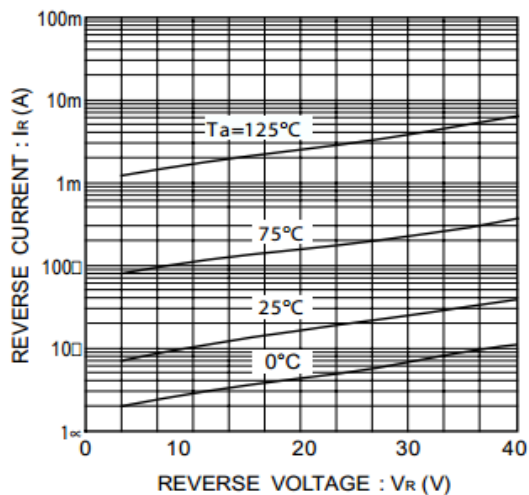


Fig.2 Reverse characteristics

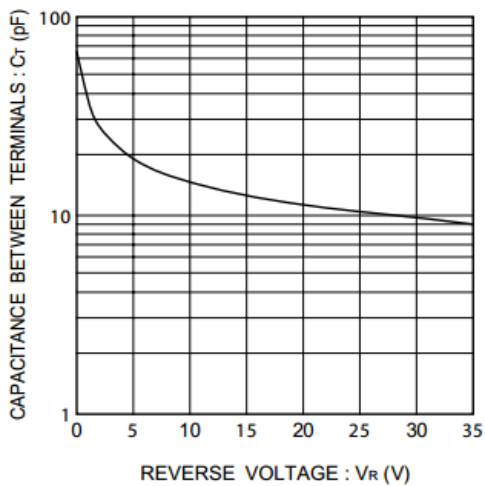


Fig.3 Capacitance between terminals characteristics