

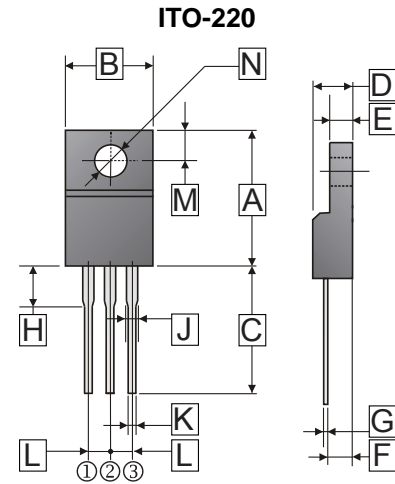
RoHS Compliant Product  
A suffix of "-C" specifies halogen free

## FEATURES

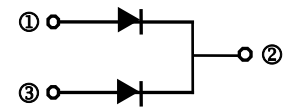
- Low forward voltage drop
- High current capability
- High reliability
- High surge current capability
- Epitaxial construction

## MECHANICAL DATA

- Case: Molded plastic
- Epoxy: UL94V-0 rate flame retardant
- Lead: Lead solderable per MIL-STD-202 method 208 guaranteed
- Polarity: As Marked
- Mounting position: Any
- Weight: 1.64 grams(Approximately)



REF.	Millimeter		REF.	Millimeter	
	Min.	Max.		Min.	Max.
A	14.60	15.70	H	2.70	3.80
B	9.50	10.50	J	0.90	1.50
C	12.60	14.00	K	0.50	0.90
D	4.30	4.70	L	2.34	2.74
E	2.30	3.2	M	2.40	3.00
F	2.30	2.80	N	∅ 3.0	∅ 3.4
G	0.30	0.70			



## MAXIMUM RATINGS AND ELECTRICAL CHARACTERISTICS

(Rating 25°C ambient temperature unless otherwise specified. Single phase half wave, 60Hz, resistive or inductive load.  
For capacitive load, de-rate current by 20%.)

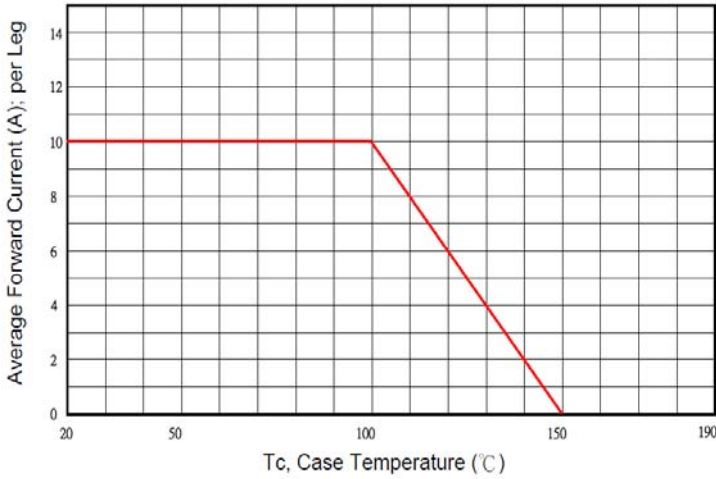
Parameter	Symbol	Rating	Unit
Maximum Recurrent Peak Reverse Voltage	$V_{RRM}$	150	V
Working Peak Reverse Voltage	$V_{RMS}$	150	V
Maximum DC Blocking Voltage	$V_{DC}$	150	V
Maximum Average Forward Rectified Current	Per Leg	10	A
	Per Device	20	
Peak Forward Surge Current, 8.3 ms single half sine-wave Superimposed on rated load (JEDEC method)	$I_{FSM}$	150	A
Maximum Instantaneous Forward Voltage @ $I_F=10A$	$T_A=25^\circ C$	0.86	V
	$T_A=125^\circ C$	0.73	
Maximum DC Reverse Current at Rated DC Blocking Voltage	$T_A=25^\circ C$	0.02	mA
	$T_A=125^\circ C$	5	
Typical Junction Capacitance <sup>1</sup>	$C_J$	580	pF
Typical Thermal Resistance <sup>2</sup>	$R_{\theta JC}$	4	°C / W
Voltage Rate Of Change (Rated $V_R$ )	$dv / dt$	10000	V / $\mu s$
Storage Temperature Range $T_{STG}$	$T_J, T_{STG}$	-50~150	°C

Notes:

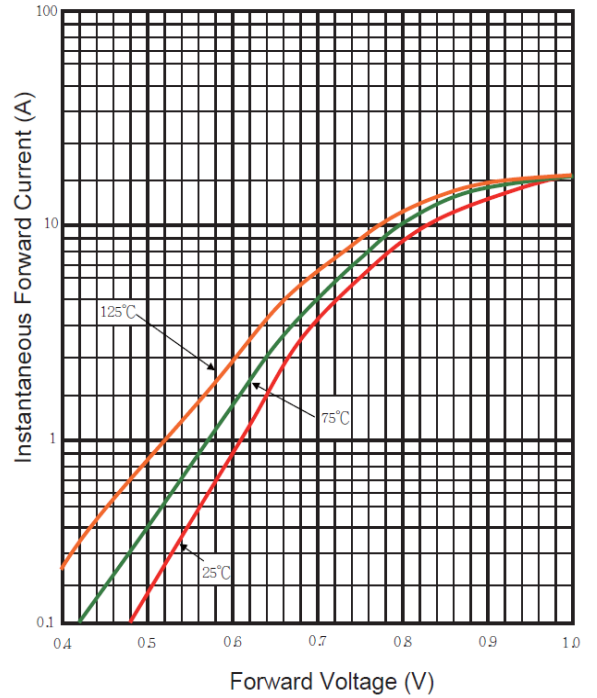
1. Measured at 1MHz and applied reverse voltage of 5.0V D.C.
2. Thermal Resistance Junction to Case.

**CHARACTERISTIC CURVES**

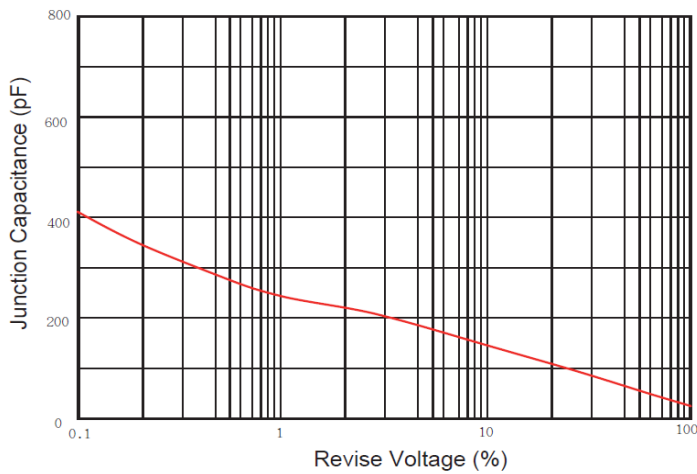
Typical Forward Current Derating Curve



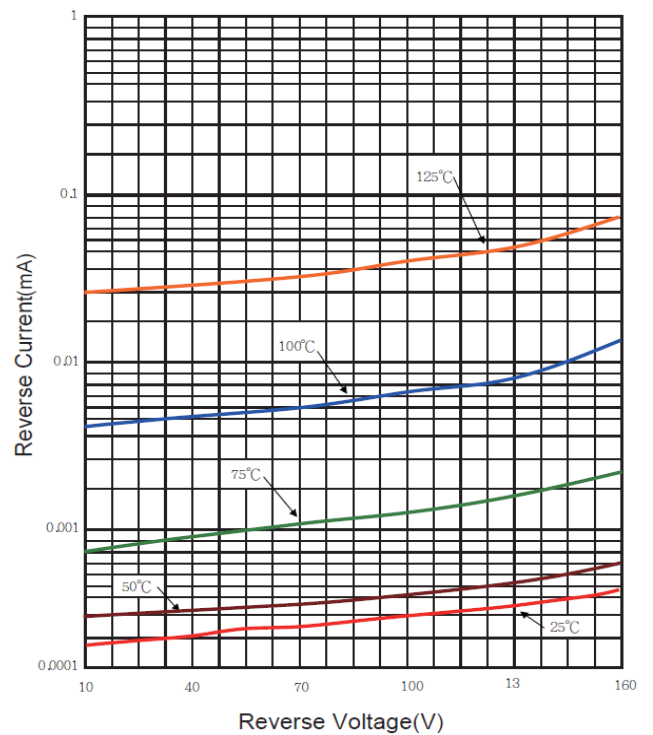
Typical Forward Characteristic



Typical Junction Capacitance



Typical Reverse Characteristic



Maximum Non- Repetitive Forward Surge Current

