

RoHS Compliant Product  
A suffix of "-C" specifies halogen free

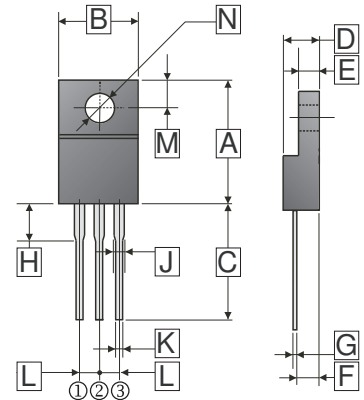
## FEATURES

- Low forward voltage drop
- High current capability
- High reliability
- High surge current capability
- Epitaxial construction

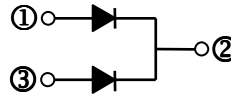
## MECHANICAL DATA

- Case: Molded plastic
- Epoxy: UL94V-0 rate flame retardant
- Lead: Lead solderable per MIL-STD-202 method 208 guaranteed
- Polarity: As Marked
- Mounting position: Any

### ITO-220J



REF.	Millimeter		REF.	Millimeter	
	Min.	Max.		Min.	Max.
A	14.80	15.20	H	3.60	4.00
B	9.96	10.36	J	1.30 REF.	
C	13.20 REF.		K	0.50	0.75
D	4.30	4.70	L	2.54 REF.	
E	2.80	3.20	M	2.70 REF.	
F	2.50	2.90	N	∅3.5 REF.	
G	0.50	0.75			



## MAXIMUM RATINGS AND ELECTRICAL CHARACTERISTICS

(Rating 25°C ambient temperature unless otherwise specified. Single phase half wave, 60Hz, resistive or inductive load.  
For capacitive load, de-rate current by 20%.)

Parameter	Symbol	Rating	Unit
Maximum Recurrent Peak Reverse Voltage	$V_{RRM}$	40	V
Working Peak Reverse Voltage	$V_{RWM}$	40	V
Maximum DC Blocking Voltage	$V_{DC}$	40	V
Maximum Average Forward Rectified Current	$I_F$	10	A
(Per Leg)		20	
Peak Forward Surge Current, 8.3 ms single half sine-wave	$I_{FSM}$	150	A
Power dissipation	$P_D$	2	W
Typical Thermal Resistance	$R_{\theta JC}$	4	°C/W
Operating and Storage Temperature Range	$T_J, T_{STG}$	150, -55~150	°C

## ELECTRICAL CHARACTERISTICS

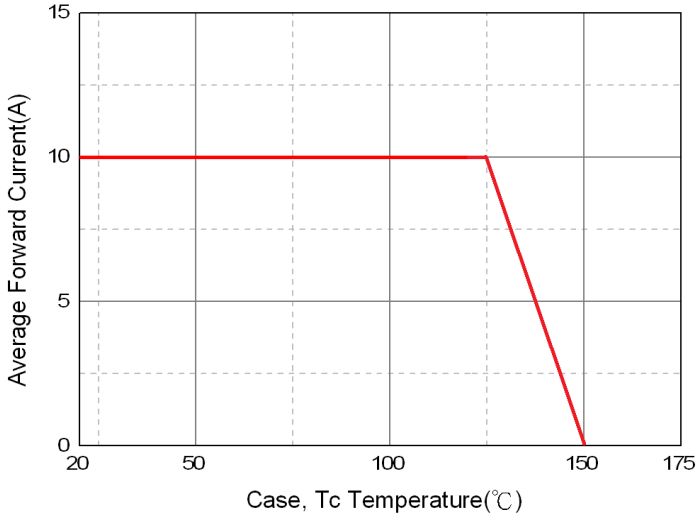
Parameter	Symbol	MIN.	Typ.	Max.	Unit	Test Condition
Reverse voltage	$V_{BR}$	40	-	-	V	$I_R=0.1mA$
Maximum Instantaneous Forward Voltage	$V_F$	-	0.55	0.60	V	$I_F=10A$
Maximum DC Reverse Current at Rated DC Blocking Voltage <sup>2</sup>	$I_R$	-	-	0.1	mA	$V_R=40V$
Typical Junction Capacitance <sup>1</sup>	$C_J$	-	440	-	pF	

### NOTES:

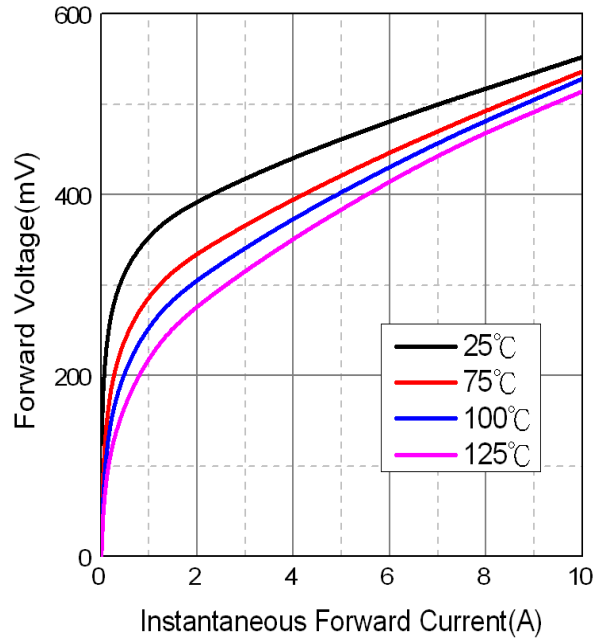
1. Measured at 1MHz and applied reverse voltage of 4.0V D.C.
2. Pulse Test : Pulse Width = 300  $\mu s$ , Duty Cycle  $\leq$  2.0%.

**RATINGS AND CHARACTERISTIC CURVES**

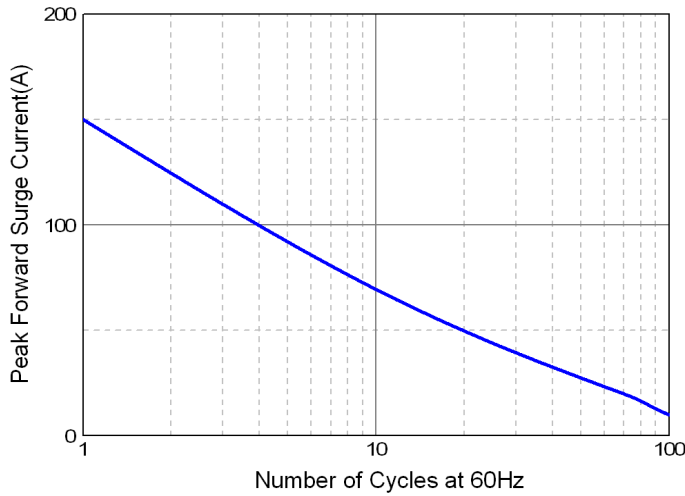
Typical Forward Current Derating Curve



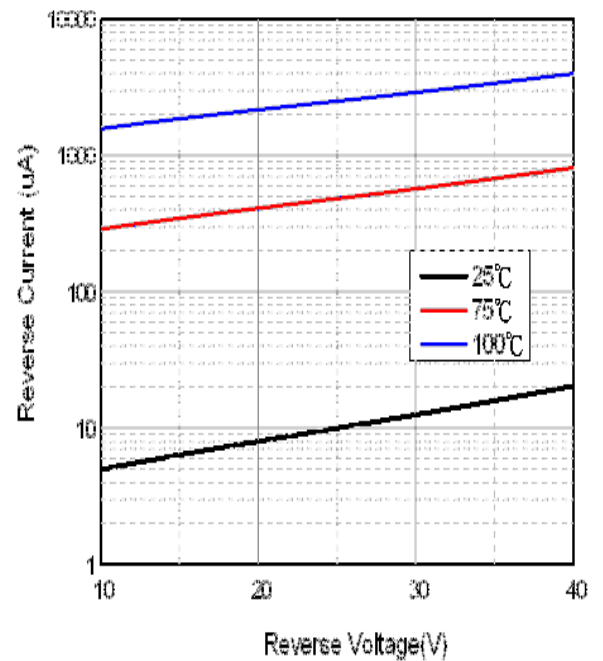
Typical Forward Characteristic



Maximum Non-Repetitive Forward Surge Current



Typical Reverse Characteristic



Typical Junction Capacitance

