

RoHS Compliant Product  
A suffix of "-C" specifies halogen & lead-free

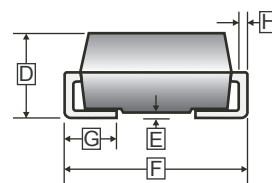
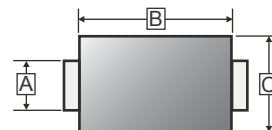
## FEATURES

- Ideal for surface mount applications
- Easy pick and place
- Built-in strain relief

## MECHANICAL DATA

- Case: Molded Plastic
- Epoxy: UL 94V-0 rate flame retardant
- Metallurgically bonded construction
- Polarity: Color band denotes cathode end
- Mounting position: Any
- Weight: 0.063 grams

### SMA



## PACKAGE INFORMATION

Package	MPQ	Leader Size
SMA	5K	13 inch

REF.	Millimeter		REF.	Millimeter	
	Min.	Max.		Min.	Max.
A	1.24	1.65	E	-	0.203
B	3.99	4.60	F	4.80	5.28
C	2.50	2.90	G	0.76	1.52
D	1.98	2.44	H	0.15	0.305

## MAXIMUM RATINGS AND ELECTRICAL CHARACTERISTICS

(Rating 25°C ambient temperature unless otherwise specified. Single phase half wave, 60Hz, resistive or inductive load.  
For capacitive load, derate current by 20%.)

Parameter	Symbol	Rating		Unit
		SK22AL	SK24AL	
Peak Repetitive Peak reverse voltage	$V_{RRM}$	20	40	V
Working Peak Reverse Voltage	$V_{RWM}$	20	40	V
Maximum DC Blocking Voltage	$V_R$	20	40	V
Average Forward Current	$I_{F(AV)}$	2		A
Peak Forward Current @ 8.3 ms Half Sine	$I_{FSM}$	120		A
Maximum Instantaneous Forward Voltage @ $I_F=2A$	$V_F$	0.45		V
Maximum DC Reverse Current At Rated DC Blocking	$T_A=25^\circ C$	0.07		$\mu A$
	$T_A=80^\circ C$	5		
Typical Thermal Resistance <sup>1</sup>	$R_{\theta JA}$	55		°C / W
Typical Thermal Resistance <sup>2</sup>	$R_{\theta JC}$	20		°C / W
Operating And Storage Temperature Range	$T_J, T_{STG}$	-25~125, -50~150		°C

Notes:

1. Thermal Resistance Junction to Ambient
2. Thermal Resistance Junction to Case
3. Pulse Test : Pulse Width  $\leq 300 \mu s$ , Duty Cycle  $\leq 2.0\%$ .

**RATINGS AND CHARACTERISTIC CURVES**

Typical Forward Current Derating Curve

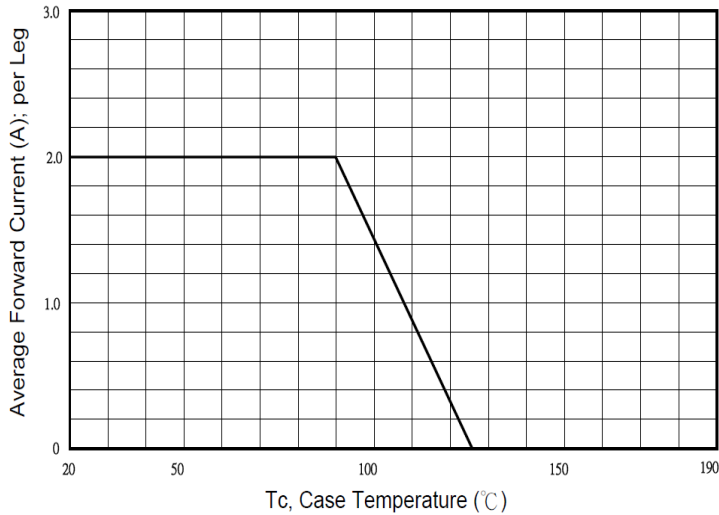


FIG .3-TYPICAL JUNCTION CAPACITANCE

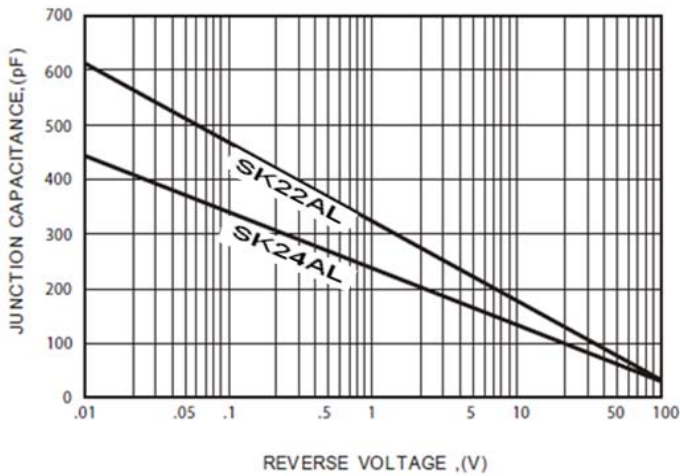


FIG.5 MAXIMUM NON-REPETITIVE FORWARD SURGE CURRENT

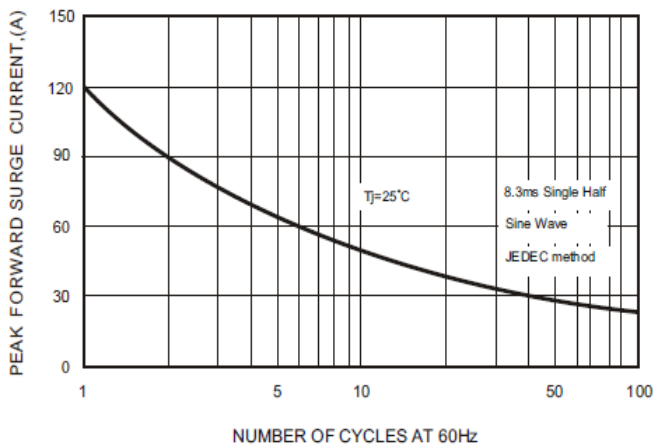


FIG.2 TYPICAL FORWARD CHARACTERISTICS

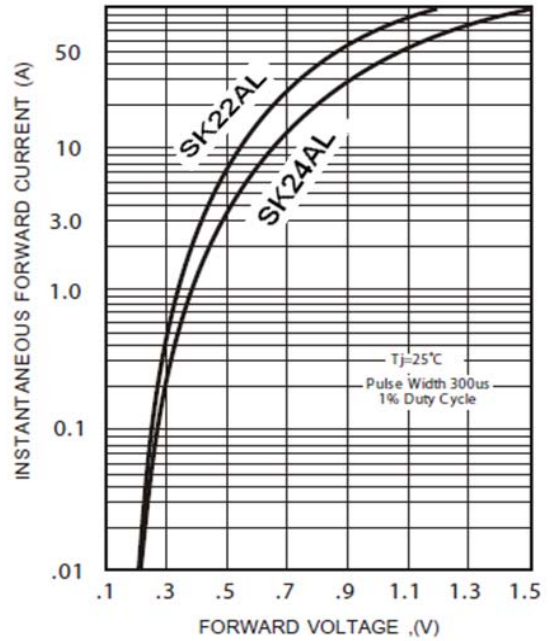


FIG .4 - TYPICAL REVERSE CHARACTERISTICS

