

RoHS Compliant Product
A suffix of "-C" specifies halogen & lead-free

FEATURES

- High Switching Speed
- Very Small Plastic Package

SOD-323

MARKING

A6

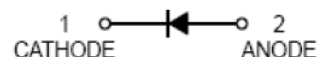


PACKAGE INFORMATION

Package	MPQ	Leader Size
SOD-323	3K	7 inch

ORDER INFORMATION

Part Number	Type
BAS316-C	Lead (Pb)-free and Halogen-free



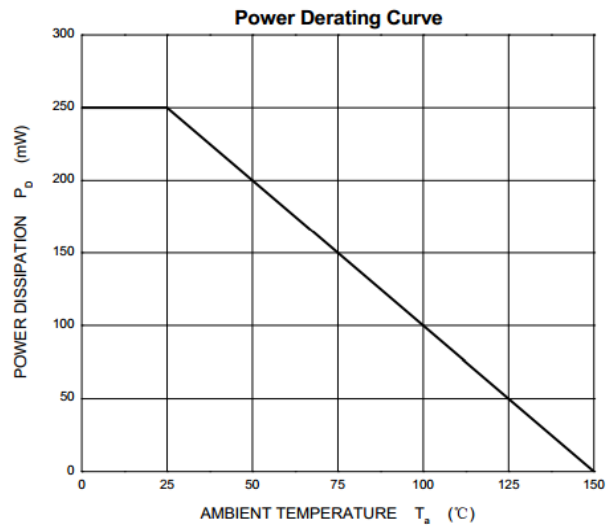
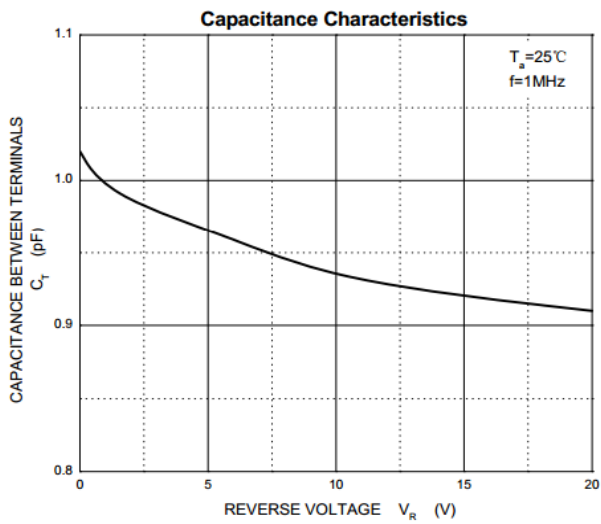
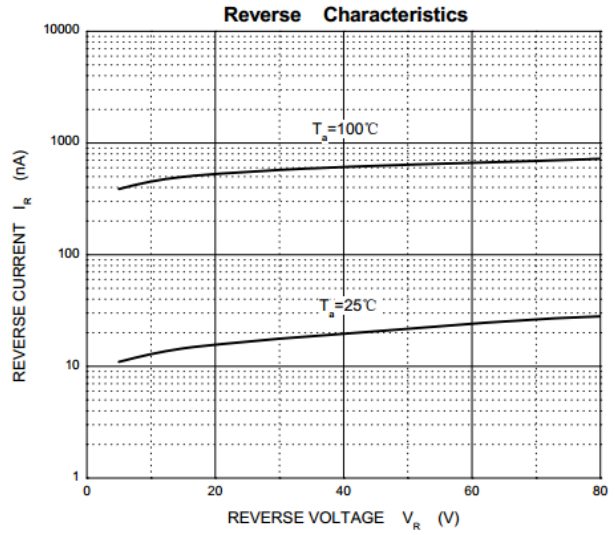
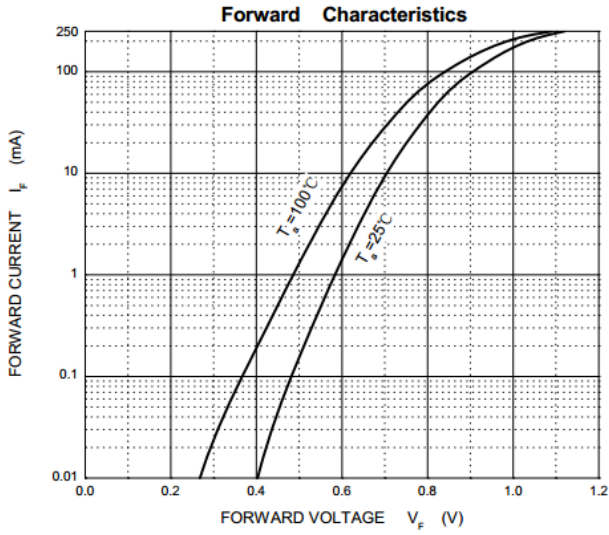
ABSOLUTE MAXIMUM RATINGS (T_A=25°C unless otherwise specified)

Parameter	Symbol	Ratings	Unit
Peak Repetitive Reverse Voltage	V _{RRM}	85	V
DC Blocking Voltage	V _{DC}	75	
Continuous Forward Current	I _O	250	mA
Non-Repetitive Peak Forward Surge Current @t=8.3ms	I _{FSM}	2	A
Power Dissipation	P _D	250	mW
Thermal Resistance from Junction-Ambient	R _{θJA}	500	°C/W
Junction, Storage Temperature Range	T _J , T _{STG}	-55~150	°C

ELECTRICAL CHARACTERISTICS (T_A=25°C unless otherwise specified)

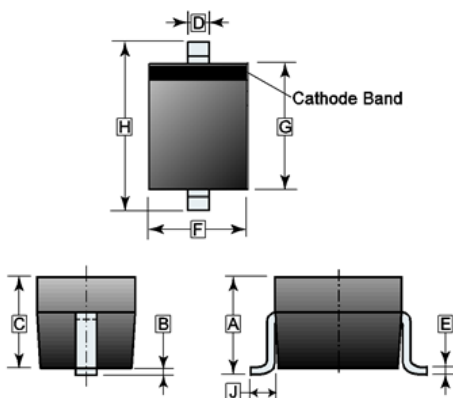
Parameters	Symbol	Min.	Typ.	Max.	Unit	Test Conditions
Reverse Breakdown Voltage	V _(BR)	100	-	-	V	I _R =100μA
Forward Voltage	V _F	-	-	0.715	V	I _F =1mA
		-	-	0.855		I _F =10mA
		-	-	1		I _F =50mA
		-	-	1.25		I _F =150mA
Reverse Leakage Current	I _R	-	-	30	nA	V _R =25V
		-	-	1	μA	V _R =75V
Total Capacitance	C _{tot}	-	1.5	-	pF	V _R =0, f=1MHz
Reverse Recovery Time	T _{RR}	-	4	-	nS	I _F =I _R =10mA, I _{rr} =0.1xI _R

TYPICAL CHARACTERISTICS



PACKAGE OUTLINE DIMENSIONS

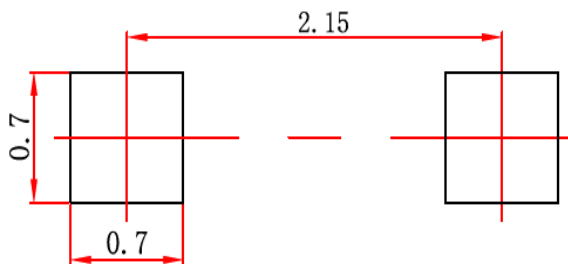
SOD-323



REF.	Millimeter	
	Min.	Max.
A	1.05 REF.	
B	0.07 REF.	
C	0.80	1.10
D	0.25	0.40
E	0.05	0.25
F	1.10	1.50
G	1.50	1.95
H	2.30	2.80
J	0.475 REF.	

MOUNTING PAD LAYOUT

SOD-323



*Dimensions in millimeters