

RoHS Compliant Product
A suffix of "-C" specifies halogen & lead-free

FEATURES

- Rectifying small power.
- Ultra small mold type.
- Surface Device Type Mounting
- High reliability.
- Low Forward Voltage Drop
- Band Indicates Cathode

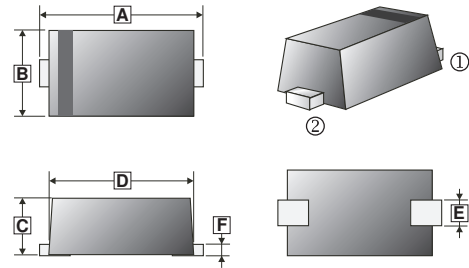
MECHANICAL DATA

- Case: SOD-523, Molded Plastic
- Terminals: Solder per MIL-STD-202 Method 208
- Mounting Position: Any

MARKING

Part Number	Marking
SCS520S-40	3B

SOD-523



REF.	Millimeter		REF.	Millimeter	
	Min.	Max.		Min.	Max.
A	1.50	1.70	D	1.10	1.30
B	0.70	0.90	E	0.25	0.35
C	0.50	0.77	F	0.07	0.20



PACKAGE INFORMATION

Package	MPQ	Leader Size
SOD-523	3K	7' inch

MAXIMUM RATINGS (T_A=25°C unless otherwise specified)

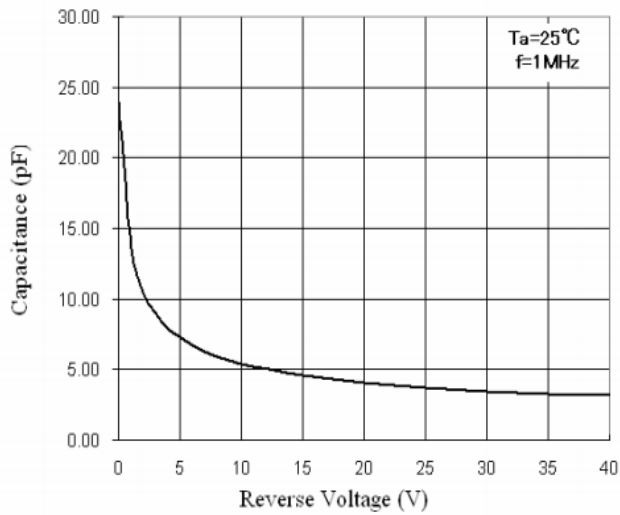
Parameter	Symbol	Ratings	Unit
DC Reverse Voltage	V _R	40	V
Average Forward Current	I _{F(AV)}	200	mA
Maximum Instantaneous Forward Voltage @ I _F =200mA	V _F	0.6	V
Maximum DC Reverse Current @ V _R = 10V, T _A =25°C	I _R	1	μA
Power Dissipation	P _D	200	mW
Operating Temperature Range	T _J	125	°C
Storage temperature	T _{STG}	-55 ~ 125	°C

NOTES:

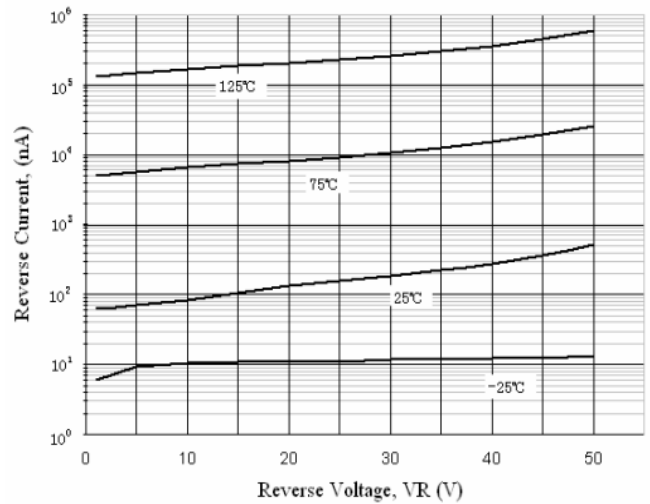
1. These ratings are limiting values above which the serviceability of the diode may be impaired.

ELECTRICAL CHARACTERISTICS

Total Capacitance



Reverse Current vs Reverse Voltage



Forward Voltage vs Ambient Temperature

