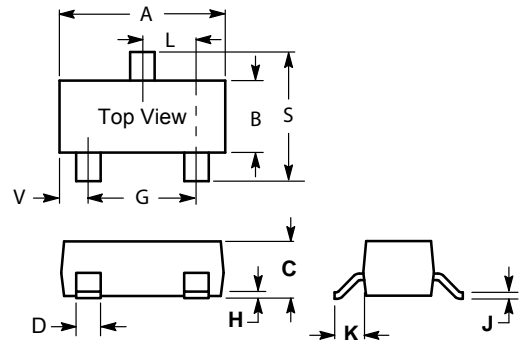
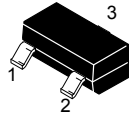


RoHS Compliant Product

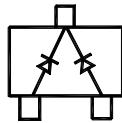
A suffix of "-C" specifies halogen & lead-free

FEATURES

- Low leakage current: typ. 3pA
- Switching time: typ. 0.8µs
- Continuous reverse voltage: max. 75V
- Repetitive peak reverse voltage: max. 85V
- Repetitive peak forward current: max. 500mA.



MARKING: JXž8)



Maximum Ratings @T_A=25°C

Parameter	Symbol	Limits	Unit
Repetitive Peak reverse voltage	V _{RRM}	85	V
DC Blocking Voltage	V _R	75	V
continuous forward current single diode loaded; note1; double diode loaded; note1;	I _F	215 125	mA
repetitive peak forward current	I _{FRM}	500	mA
non-repetitive peak forward current square wave; T _j =25C prior to surge; tp=1 µ s tp=1ms tp=1s	I _{FSM}	4 1 0.5	A
thermal resistance from junction to tie-point	R _{th j-tp}	360	K/W
thermal resistance from junction to ambient note1;	R _{th j-a}	500	K/W
Total Power Dissipation	P _{tot}	250	mW
Junction temperature	T _J	150	°C
Storage temperature range	T _{STG}	-65 to+150	°C

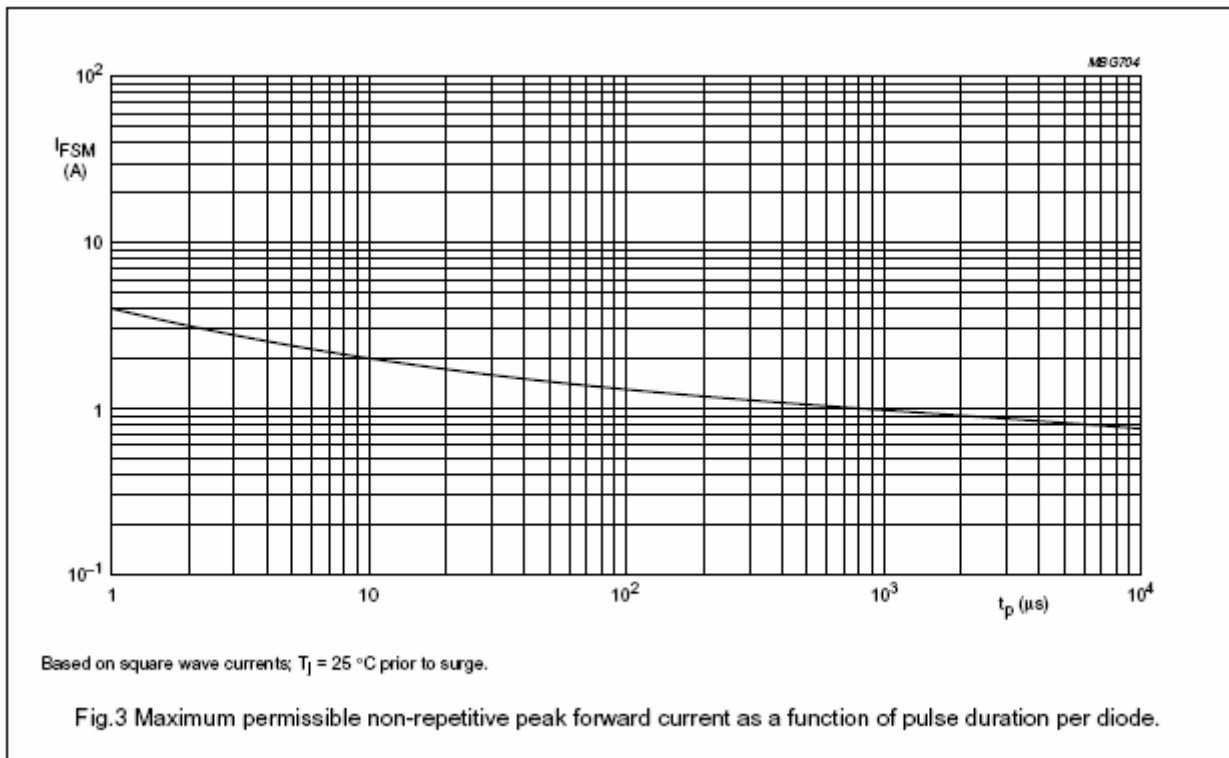
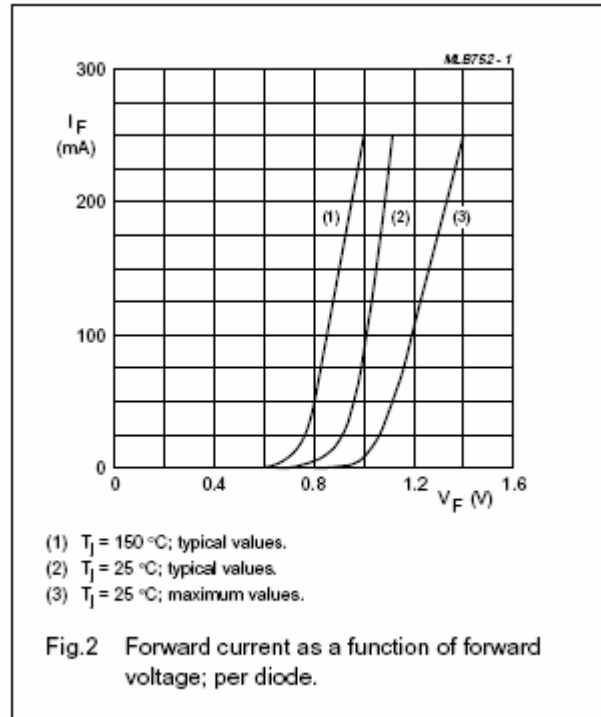

SOT-23		
Dim	Min	Max
A	2.800	3.040
B	1.200	1.400
C	0.890	1.110
D	0.370	0.500
G	1.780	2.040
H	0.013	0.100
J	0.085	0.177
K	0.450	0.600
L	0.890	1.020
S	2.100	2.500
V	0.450	0.600
All Dimension in mm		

Note1. Device mounted on a FR4 printed-circuit board.

Electrical Characteristics @T_A=25°C

Parameter	Symbol	Conditions	Min.	Typ.	Max.	Unit
Forward voltage	V _{F1}	I _F =1mA			0.9	V
	V _{F2}	I _F =10mA			1.0	V
	V _{F3}	I _F =50mA			1.1	V
	V _{F4}	I _F =150mA			1.25	V
reverse current	I _R	V _R =75V			5	nA
Reverse recovery time	t _{rr}	I _F =I _R =10mA, R _L =100 Ω			3	us
Diodes Capacitance	C _d	V _R =0, f=1MHz		2		pF

Typical Characteristics



Typical Characteristics

