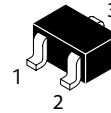
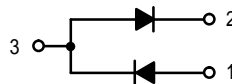
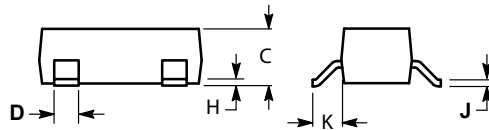
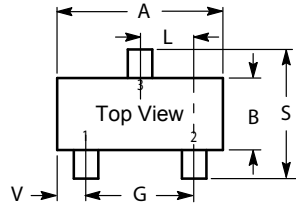


RoHS Compliant Product

A suffix of "-C" specifies halogen & lead-free

Description

The SCS204F is designed for bias circuit and protection circuit.



SOT-323(SC-70)		
Dim	Min	Max
A	1.800	2.200
B	1.150	1.350
C	0.800	1.000
D	0.300	0.400
G	1.200	1.400
H	0.000	0.100
J	0.100	0.250
K	0.350	0.500
L	0.590	0.720
S	2.000	2.400
V	0.280	0.420
All Dimension in mm		

Marking

A5, K

Absolute Maximum Ratings

Parameter	Symbol	Ratings	Unit
Max. Peak Repetitive Reverse Voltage	V_{RRM}	20	V
Max. RMS Voltage	V_{RMS}	14	V
Max. DC Blocking Voltage	V_{DC}	20	V
Peak Forward Surge Current at 1uSec	I_{FSM}	0.3	A
Typical Junction Capacitance Between Terminal ¹	C_J	2.0	pF
Total Power Dissipation	$P_D@T_C=25^\circ C$	225	mW
Max. Average Forward Rectified Current	I_o	0.1	A
Operating Junction and Storage Temperature Range	T_j, T_{stg}	-55~+150	°C

Characteristics at $T_a = 25^\circ C$

Characteristics	Symbol	Typ.	Unit	Test Condition
Max. Instantaneous Forward Voltage	V_F	1.00	V	$I_F=10mA$
Max. Average Reverse Current	I_R	0.1	uA	$V_R=15V$

Characteristics Curve

