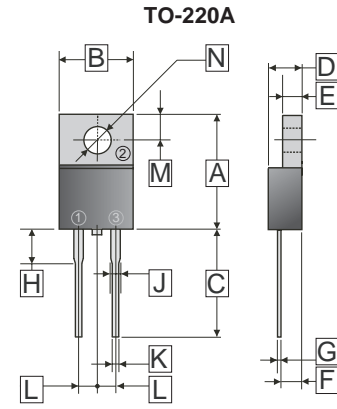


RoHS Compliant Product  
A suffix of "-C" specifies halogen free

## FEATURES

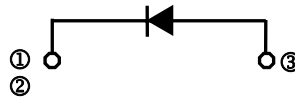
- High Surge Capacity
- 150°C Operating Junction Temperature
- Low Power Loss, High Efficiency
- High-Switching Speed 30 Nanosecond Recovery Time
- Low Forward Voltage, High Current Capability
- Low Stored Charge Majority Carrier Conduction
- Plastic Material Used Carries Underwriters Laboratory Flammability Classification 94V-O



Dimensions in millimeters

## PACKAGING INFORMATION

Weight: 1.933 grams (approximate)



REF.	Millimeter		REF.	Millimeter	
	Min.	Max.		Min.	Max.
A	-	15.10	H	-	4.00
B	-	10.50	J	-	1.30
C	14.0	-	K	-	1.00
D	3.05 TYP.		L	2.54 TYP.	
E	1.27 TYP.		M	2.75 TYP.	
F	-	-	N	φ 3.6	φ 4.0
G	-	-			

## MAXIMUM RATINGS AND ELECTRICAL CHARACTERISTICS

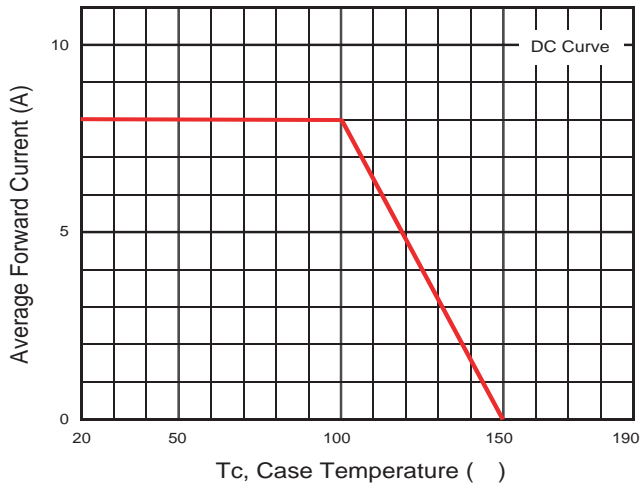
Rating 25°C ambient temperature unless otherwise specified.

CHARACTERISTICS	SYMBOL	SF08S60	UNITS
Peak Repetitive Reverse Voltage	$V_{RRM}$	600	V
Working Peak Reverse Voltage	$V_{RWM}$		V
DC Blocking Voltage	$V_R$	480	V
Average Rectifier Forward Current	$I_{F(AV)}$	8	A
Non-Repetitive Peak Surge Current (Surge applied at rate load conditions half-wave, single phase, 60Hz)	$I_{FSM}$	120	A
Max. Instantaneous Forward Voltage ( $I_F = 8\text{ A}$ , $T_C = 25^\circ\text{C}$ ) Note 1	$V_F$	2.4	V
Max. Instantaneous Reverse Current Note 1 (Rated DC Voltage, $T_C = 25^\circ\text{C}$ ) (Rated DC Voltage, $T_C = 100^\circ\text{C}$ )	$I_R$	5 500	$\mu\text{A}$
Reverse Recovery Time ( $I_F = 0.5\text{ A}$ , $V_R = 30\text{ V}$ , $dI_F / dt = 100\text{ A} / \mu\text{s}$ )	$T_{RR}$	30	nS
Typical Junction Capacitance (Reverse Voltage of 4V & $f = 1\text{ MHz}$ )	$C_P$	70	pF
Thermal Resistance	$R_{\theta JC}$	3.0	$^\circ\text{C} / \text{W}$
Operating Junction and Storage Temperature Range	$T_J, T_{STG}$	-65~+150	$^\circ\text{C}$

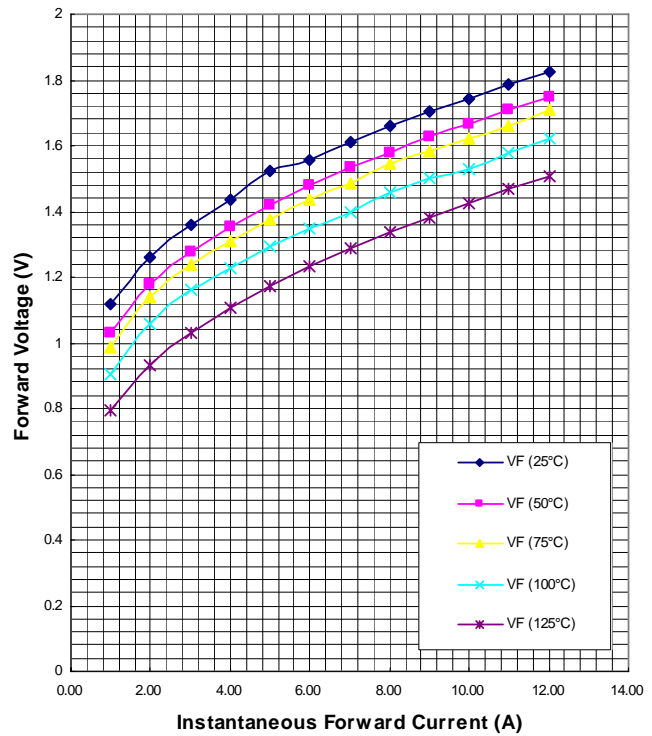
Note: 1. Pulse test: 300us pulse width, 1% duty cycle

**RATINGS AND CHARACTERISTIC CURVES (SF08S60F)**

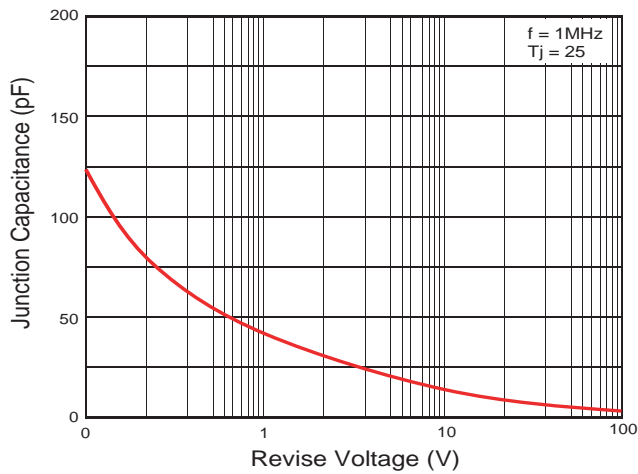
Typical Forward Current Derating Curve



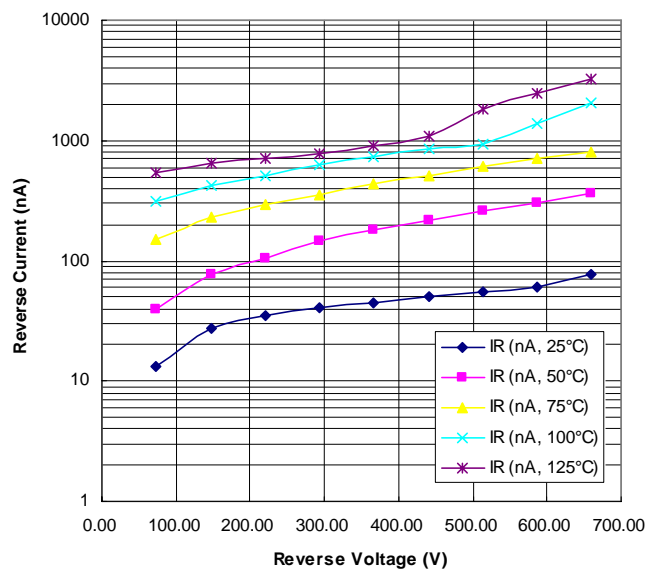
Typical Forward Characteristic



Typical Junction Capacitance



IR Electronic Characteristic Curve



Maximum Non- Repetitive Forward Surge Current

