

RoHS Compliant Product
 A suffix of "-C" specifies halogen and lead-free

FEATURES

- Uni-directional configurations
- ESD Protection: Level 4
- Low clamping voltage
- 250 Watts peak pulse power per line(tp=8/20uS)
- Working voltages:18V
- Protection one power line or I/O port

APPLICATIONS

- Personal Digital Assistance
- Wireless System
- Cellular Phones
- Desktops and servers
- Pagers
- Peripherals

IEC COMPATIBILITY

- EN61000-4
- 61000-4-2(ESD): Level 4,Contact:±8kv,Air:±15kv
- 61000-4-4(EFT): 40A-5/50ns
- 61000-4-5(Surge): 5A,8/20us

MARKING

18H

PACKAGE INFORMATION

Package	MPQ	Leader Size
SOD-323	3K	7 inch

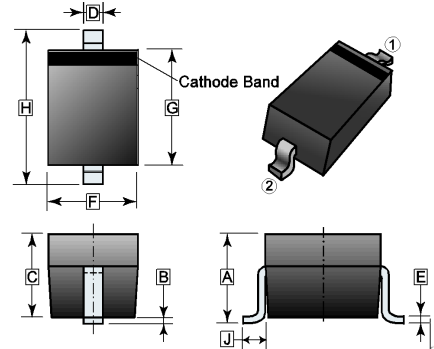
ABSOLUTE MAXIMUM RATINGS (T_A=25°C unless otherwise specified)

Parameter	Symbol	Rating	Unit
ESD Voltage (IEC61000-4-2)	Contact	±8	kV
	Air	±15	
Peak Pulse Power@ tp=8/20µs see fig 1.	P _{PP}	250	W
Operating Junction and Storage Temperature Range	T _J , T _{STG}	-55~150	°C

ELECTRICAL CHARACTERISTICS (T_A=25°C unless otherwise specified)

Parameter	Symbol	Test Condition	Rating		Unit
			Min.	Max.	
Reverse Stand-off Voltage	V _{RWM}		-	18	V
Reverse Breakdown Voltage	V _{BR}	I _Z =1mA,P _{in} 1-2	25	35	V
Reverse Leakage Current	I _R	@V _{RWM}	-	5	uA
Clamping Voltage	V _C	I _{PP} =1A tp=8/20us	-	35	V
Peak Pulse Current	I _{PP}	I _{PP} =5A tp=8/20us	-	50	V
Junction Capacitance	C _{I/O}	P _{in} capacitance P ₁ to P ₂ , V _{DC} =0V,f=1MHz	-	100	pf

SOD-323



REF.	Millimeter		REF.	Millimeter	
	Min.	Max.		Min.	Max.
A	1.05 REF.		F	1.15	1.45
B	0.20 REF.		G	1.6	1.9
C	0.80	1.00	H	2.30	2.75
D	0.25	0.40	J	0.475 REF.	
E	0.080	0.20			



ELECTRICAL CHARACTERISTICS CURVE

FIGURE 1
Non-repetitive Peak pulse power V.S pulse time

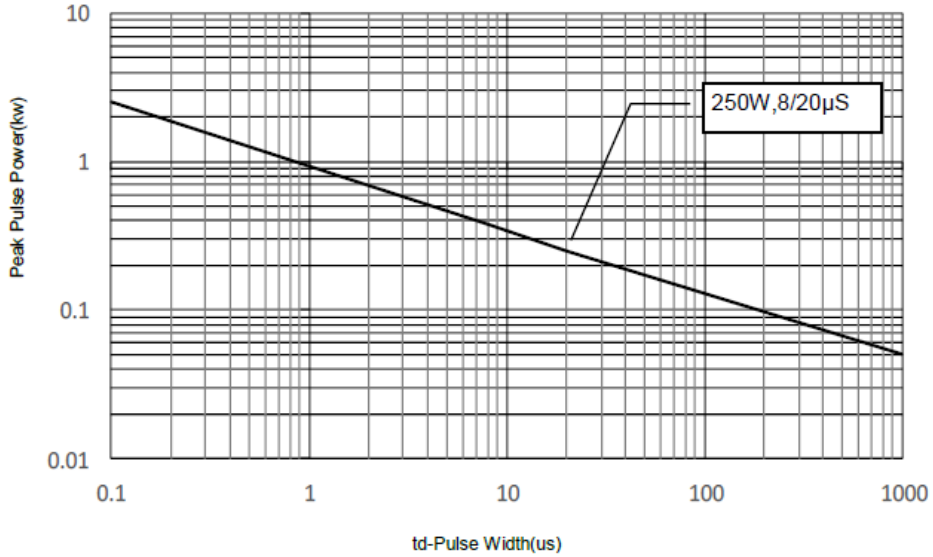


FIGURE 2
Power Derating Curve

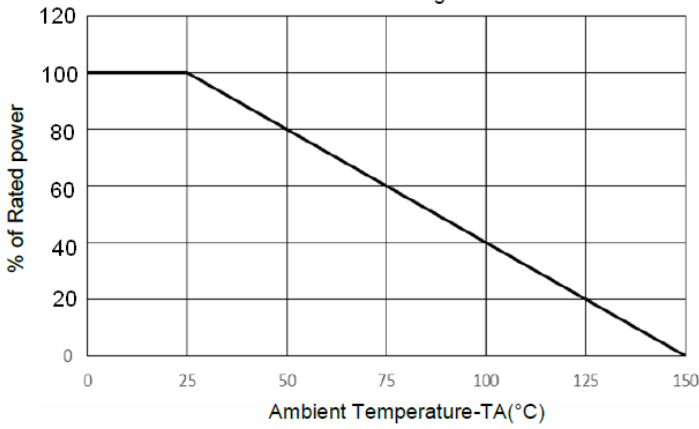


FIGURE 3
Pulse Wave Form

