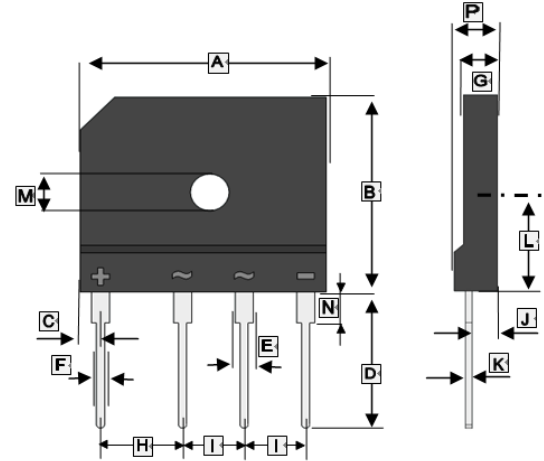


RoHS Compliant Product

## FEATURES

- Ideal for printed circuit board
- Reliable low cost construction utilizing molded plastic technique
- Plastic material has Underwriters Laboratory flammability classification 94V-0
- Mounting position: Any
- These are Halogen & Pb Free components
- This series is UL recognized under Component Index, file number E255340

GBJ



REF.	Millimeter		REF.	Millimeter	
	Min.	Max.		Min.	Max.
A	29.7	30.3	I	7.3	7.7
B	19.7	20.3	J	2.5	2.9
C	2.3	2.7	K	0.6	0.8
D	17	18	L	10.8	11.2
E	2.0	2.4	M	φ 3.1	φ 3.4
F	0.9	1.1	N	3.8	4.2
G	3.4	3.8	P	4.4	4.8
H	9.8	10.2			

## MAXIMUM RATINGS AND ELECTRICAL CHARACTERISTICS

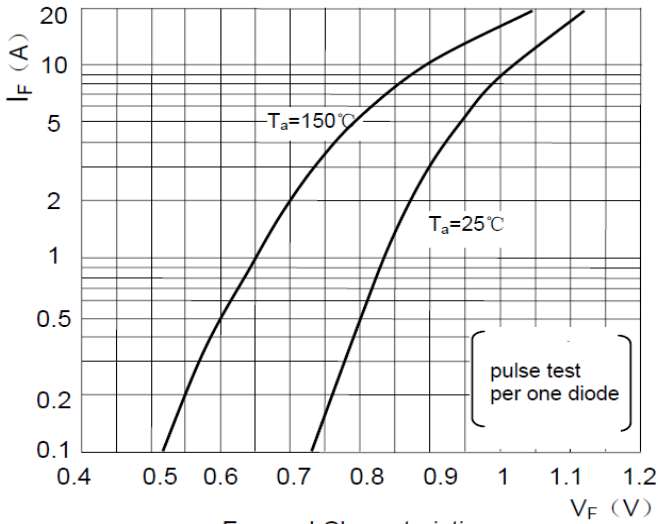
(Rating 25°C ambient temperature unless otherwise specified. Single phase half wave, 60Hz, resistive or inductive load.  
For capacitive load, de-rate current by 20%.)

Parameter	Symbol	Part Number				Unit
		S6GBJ20-C	S6GBJ40-C	S6GBJ60-C	S6GBJ80-C	
Maximum Recurrent Peak Reverse Voltage	$V_{RRM}$	200	400	600	800	V
Average Rectified Output Current @50HZ sine wave, R-load	$T_C=110^\circ\text{C}$ (with heat sink)	6				A
	$T_A=25^\circ\text{C}$ (without heat sink)	2.8				
Peak Forward Surge Current @ 50Hz sine wave, 1 cycle, $T_A=25^\circ\text{C}$	$I_{FSM}$	170				A
Maximum Peak Forward Voltage <sup>3</sup>	$V_{FM}$	1.05				V
Peak Reverse Current <sup>2</sup>	$I_{RRM}$	10				μA
$I^2t$ Rating for Fusing @1ms≤t<8.3ms, $T_J=25^\circ\text{C}$ , Rating of per diode	$I^2t$	120				A <sup>2</sup> s
Mounting Torque @ Recommend torque:5kg·cm	TOR	8				Kg·cm
Dielectric Strength <sup>1</sup>	Vdis	2				kV
Typical Thermal Resistance (with heat sink)	$R_{\theta JC}$	3.4				°C/W
Typical Thermal Resistance(without heat sink)	$R_{\theta JA}$	26				°C/W
Typical Thermal Resistance(without heat sink)	$R_{\theta JL}$	5				°C/W
Operating and Storage temperature range	$T_J, T_{STG}$	150, -40~150				°C

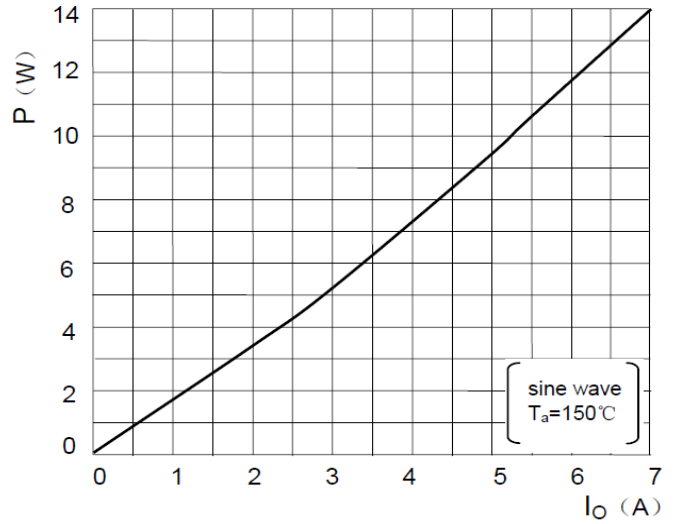
Notes :

1. Terminals to case · AC 1 minute
2.  $V_{RM}=V_{RRM}$ , Pulse measurement, Rating of per diode.
3.  $I_{FM}=3.0A$ , Pulse measurement, Rating of per diode

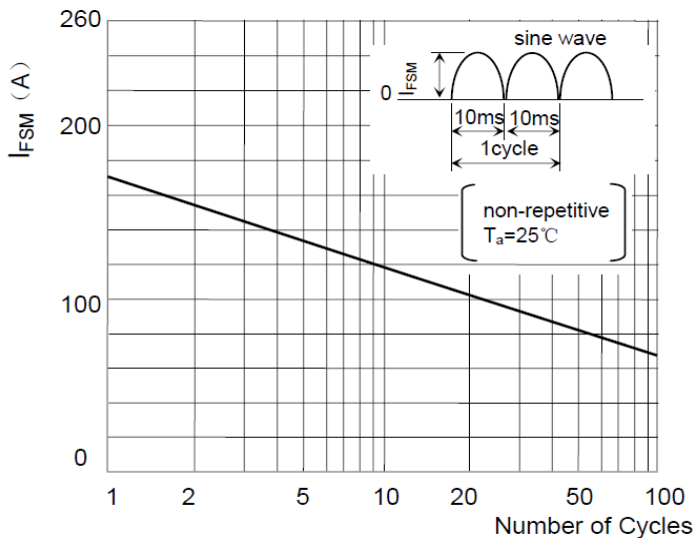
**RATINGS AND CHARACTERISTIC CURVES**



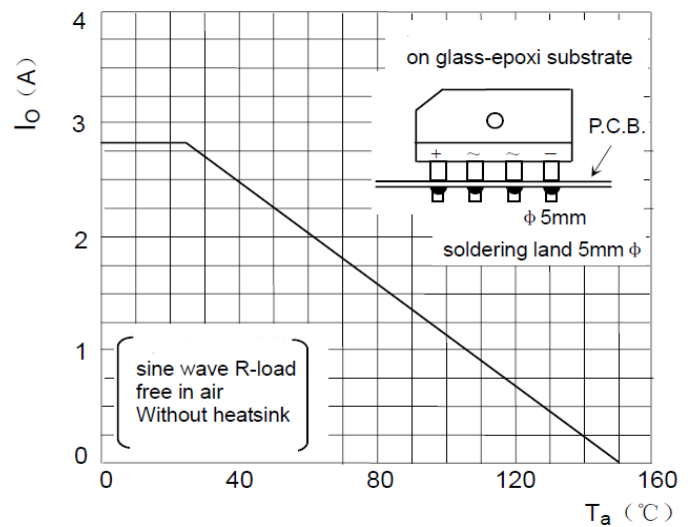
Forward Characteristics



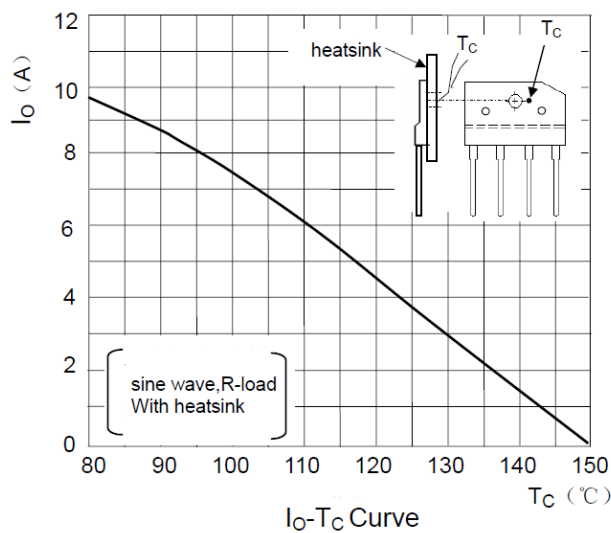
P-I<sub>o</sub> Curve



Surge Forward Current Capability



I<sub>o</sub>-T<sub>a</sub> Curve



I<sub>o</sub>-T<sub>c</sub> Curve