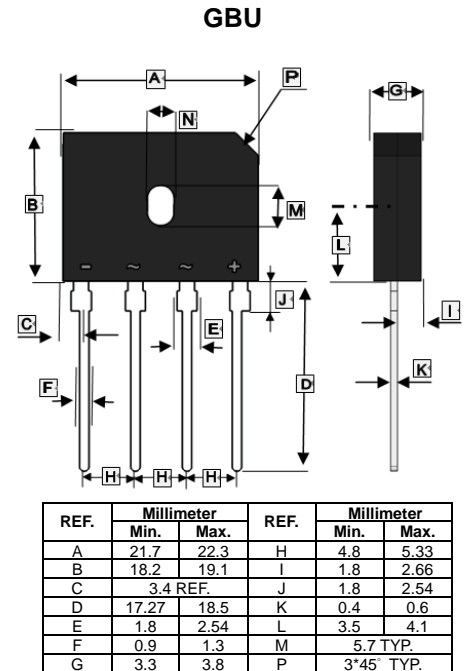


RoHS Compliant Product

FEATURES

- Ideal for printed circuit board
- Reliable low cost construction utilizing molded plastic technique
- Plastic material has Underwriters Laboratory flammability classification 94V-0
- Mounting position: Any
- These are Halogen & Pb Free components
- This series is UL recognized under Component Index, file number E255340



MAXIMUM RATINGS AND ELECTRICAL CHARACTERISTICS

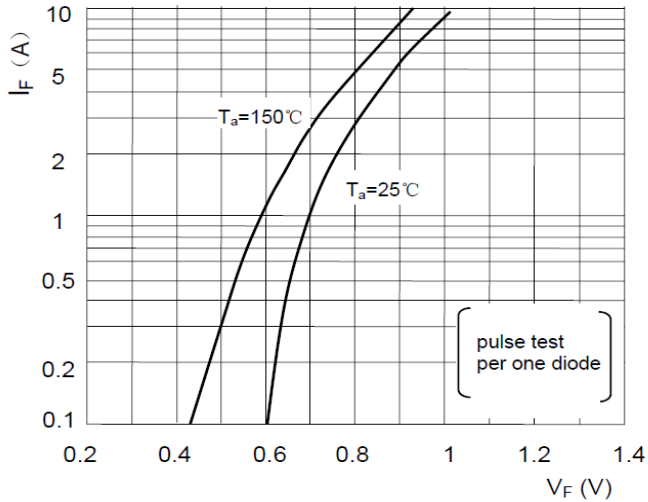
(Rating 25°C ambient temperature unless otherwise specified. Single phase half wave, 60Hz, resistive or inductive load.
 For capacitive load, de-rate current by 20%.)

Parameter	Symbol	Part Number				Unit
		S4GBU20-C	S4GBU40-C	S4GBU60-C	S4GBU80-C	
Maximum Recurrent Peak Reverse Voltage	V_{RRM}	200	400	600	800	V
Average Rectified Output Current @50HZ sine wave, R-load	$T_C=108^\circ\text{C}$ (with heat sink)	4				A
	$T_C=108^\circ\text{C}$ (without heat sink)	2.3				
Peak Forward Surge Current @ 50Hz sine wave, 1 cycle, $T_A=25^\circ\text{C}$	I_{FSM}	150				A
Maximum Peak Forward Voltage ³	V_{FM}	1				V
Peak Reverse Current ²	I_{RRM}	5				μA
I^2t Rating for Fusing @1ms $\leq t < 8.3\text{ms}$, $T_J=25^\circ\text{C}$, Rating of per diode	I^2t	93				A^2s
Mounting Torque @ Recommend torque:5kg·cm	TOR	8				Kg · cm
Dielectric Strength ¹	Vdis	2				kV
Typical Thermal Resistance (without heat sink)	$R_{\theta JC}$	10				$^\circ\text{C}/\text{W}$
Typical Thermal Resistance (with heat sink)	$R_{\theta JC}$	5.5				$^\circ\text{C}/\text{W}$
Typical Thermal Resistance(without heat sink)	$R_{\theta JA}$	23				$^\circ\text{C}/\text{W}$
Typical Thermal Resistance(without heat sink)	$R_{\theta JL}$	4.2				$^\circ\text{C}/\text{W}$
Operating and Storage temperature range	T_J, T_{STG}	150, -40~150				$^\circ\text{C}$

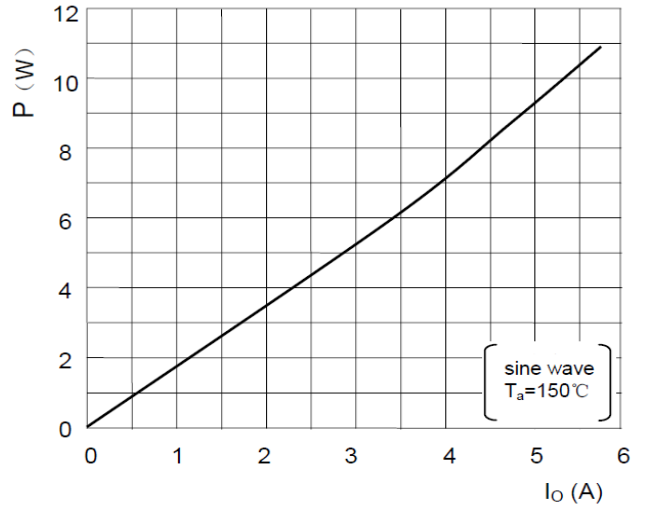
Notes :

1. Terminals to case · AC 1 minute
2. $V_{RM}=V_{RRM}$, Pulse measurement, Rating of per diode.
3. $I_{FM}=4.0\text{A}$, Pulse measurement, Rating of per diode

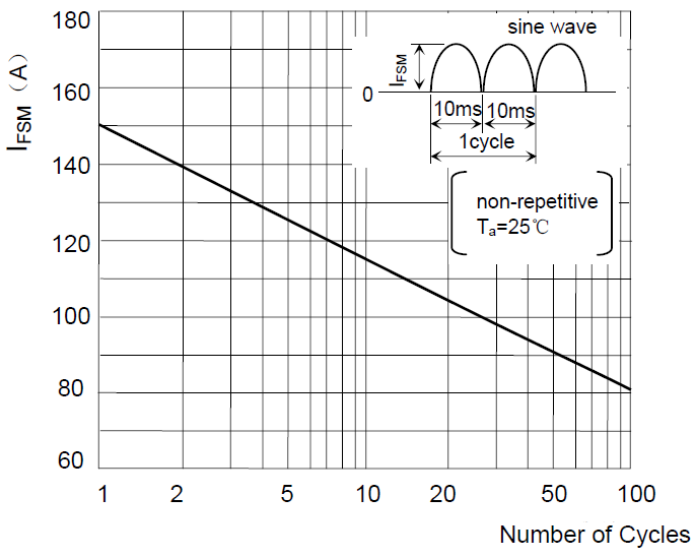
RATINGS AND CHARACTERISTIC CURVES



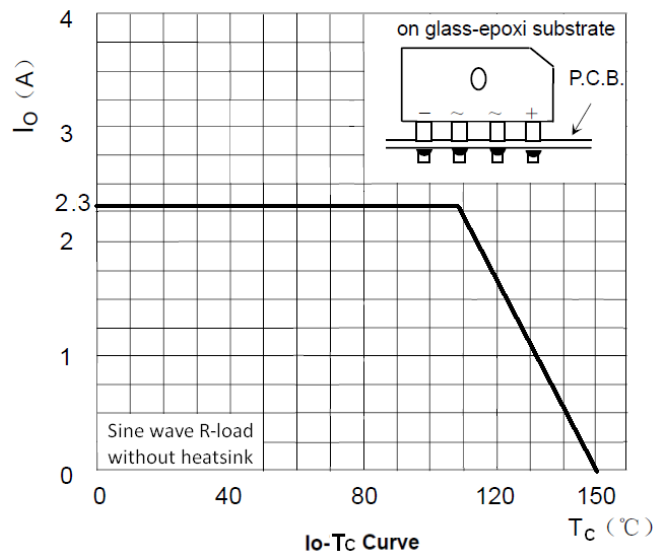
Forward Characteristics



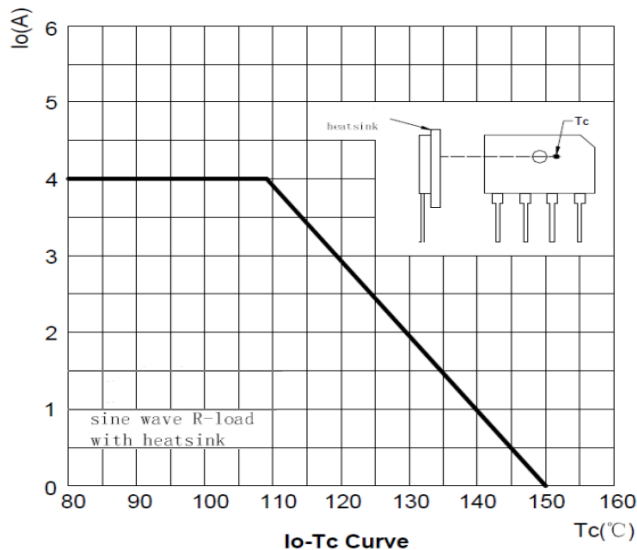
P-I_o Curve



Surge Forward Current Capability



I_o-T_c Curve



I_o-T_c Curve