

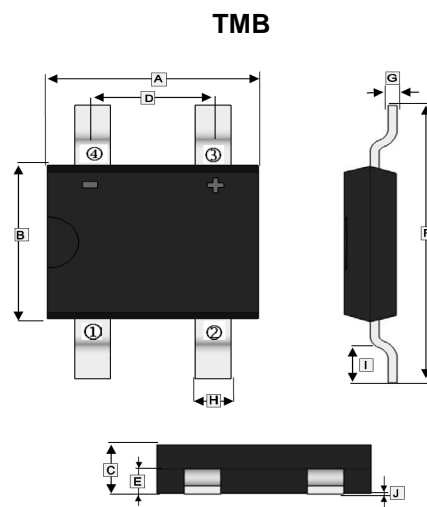
RoHS Compliant Product  
A suffix of "-C" specifies halogen & lead-free

## FEATURES

- Ultra Low leakage current  $I_R < 2\mu A$ ,  $T_A=125^\circ C$
- No solder used · Real fully in line with lead free
- Package Thickness is 1.2mm
- High ESD >12KV (HBM MODEL)
- Plastic material has U/L flammability classification 94V-0
- High temperature soldering guaranteed:  
260°C/10s (Reflow)  
350°C/3s (Manual welding)

## MECHANICAL DATA

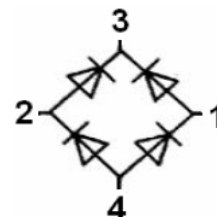
- Small signal rectifier devices.



## PACKAGE INFORMATION

Package	MPQ	Leader Size
TMB	5K	13 inch

REF.	Millimeter		REF.	Millimeter	
	Min.	Max.		Min.	Max.
A	4.5	4.7	F	6.6	7.0
B	3.6	3.8	G	0.2 TYP.	
C	1.2 TYP.		H	0.6	0.8
D	2.6	2.8	I	0.9	1.1
E	0.45	0.65	J	0.05	0.15



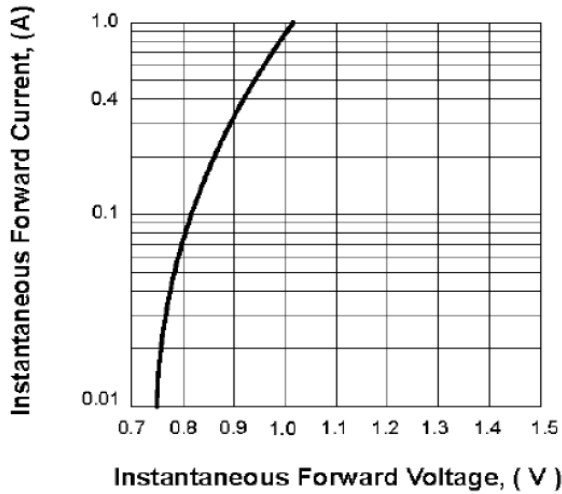
## MAXIMUM RATINGS AND ELECTRICAL CHARACTERISTICS

(Rating 25°C ambient temperature unless otherwise specified. Single phase, half wave, 60Hz, resistive or inductive load.  
For capacitive load, de-rate current by 20%.)

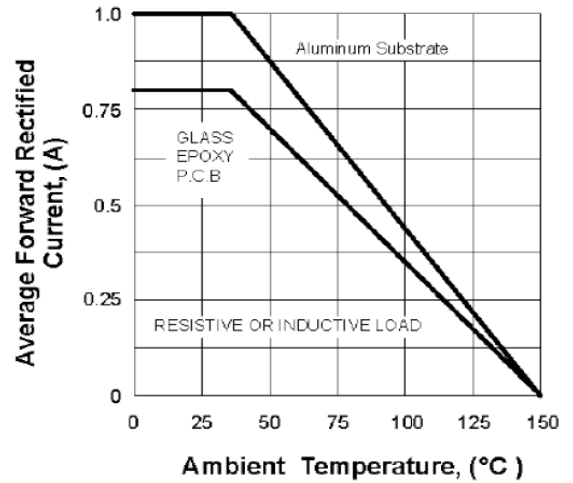
Parameter	Symbol	Rating	Unit
Maximum Recurrent Reverse Voltage	$V_{RRM}$	600	V
Maximum RMS Voltage	$V_{RMS}$	420	V
Maximum DC Blocking Voltage	$V_{DC}$	600	V
Maximum Average Forward Rectified Current @ $T_A=25^\circ C$	$I_{F(AV)}$	0.8	A
Peak Forward Surge Current, 8.3ms single half sine-wave superimposed on rated load (JEDEC method)	$I_{FSM}$	14	A
Maximum DC Reverse Current at Rated DC Blocking Voltage	$I_R$	$T_A=25^\circ C$	0.5
		$T_A=125^\circ C$	2
Maximum Instantaneous Forward Voltage @ $I_F=0.4A$	$V_F$	1	V
Typical thermal resistance	$R_{\theta JA}$	200	°C/W
Operating & Storage Temperature Range	$T_J, T_{STG}$	-55~150	°C

**CHARACTERISTIC CURVES**

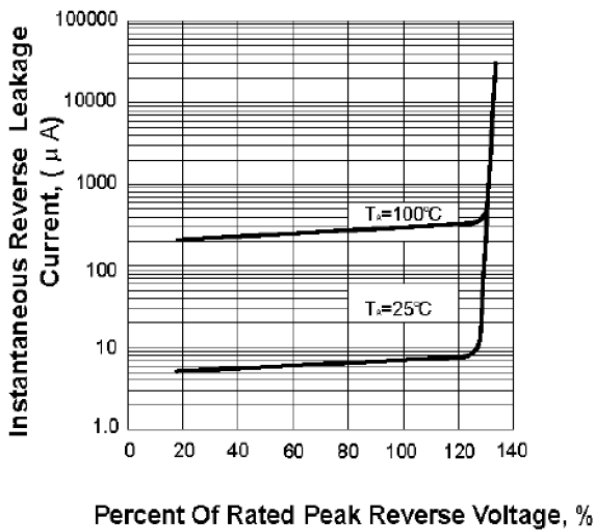
**FIG.1 TYPICAL FORWARD CHARACTERISTICS**



**FIG.2 FORWARD DERATING CURVE**



**FIG.3 TYPICAL REVERSE CHARACTERISTICS**



**FIG.4 PEAK FORWARD SURGE CURRENT**

