

RoHS Compliant Product
A suffix of "-C" specifies halogen & lead-free

FEATURES

- Small Surface Mounting Type
- Low Reverse Current and Low Forward Voltage
- High Reliability

DFN0201

APPLICATION

- High Speed Switching For Detection
- For Portable Equipment:(i.e. Mobile Phone, MP3, MD, CD-ROM, DVD-ROM, Notebook PC, etc.)



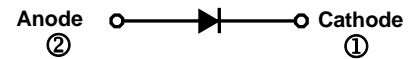
MARKING



Top View

PACKAGE INFORMATION

Package	MPQ	Leader Size
DFN0201	15K	7 inch



ORDER INFORMATION

Part Number	Type
SCS521DZ-C	Lead (Pb)-free and Halogen-free

MAXIMUM RATINGS AND ELECTRICAL CHARACTERISTICS

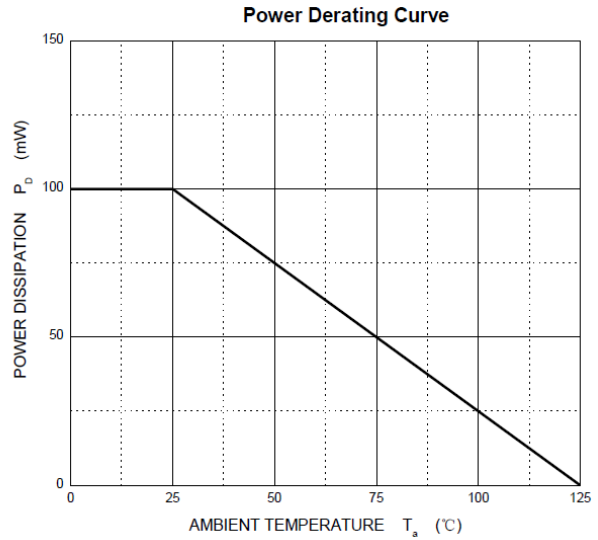
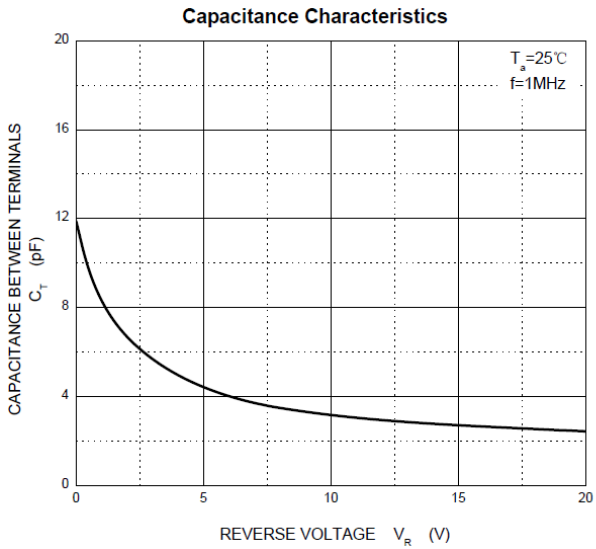
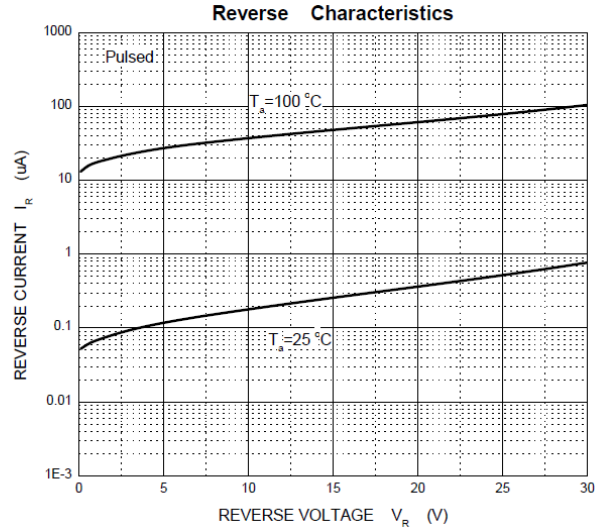
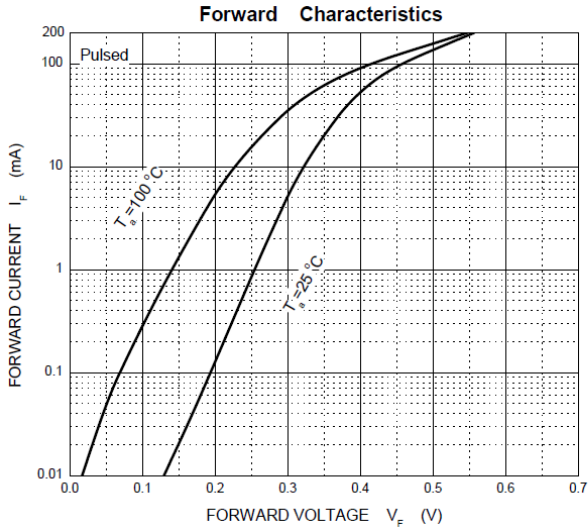
(Rating 25°C ambient temperature unless otherwise specified. Single phase half wave, 60Hz, resistive or inductive load.
For capacitive load, de-rate current by 20%.)

Parameter	Symbol	Rating	Unit
Repetitive Peak Reverse Voltage	V_{RRM}	30	V
Working Peak Reverse Voltage	V_{RWM}	30	V
RMS Reverse Voltage	$V_{R(RMS)}$	21	V
Mean Rectifying Current	I_O	100	mA
Peak Forward Surge Current, 8.3ms single half sine-wave superimposed on rated load (JEDEC method)	I_{FSM}	500	mA
Power Dissipation	P_D	100	mW
Thermal Resistance from Junction-Ambient	$R_{\theta JA}$	1000	°C/W
Operating & Storage Temperature Range	T_J, T_{STG}	-40~125, -55~150	°C

ELECTRICAL CHARACTERISTICS (T_A=25°C unless otherwise specified)

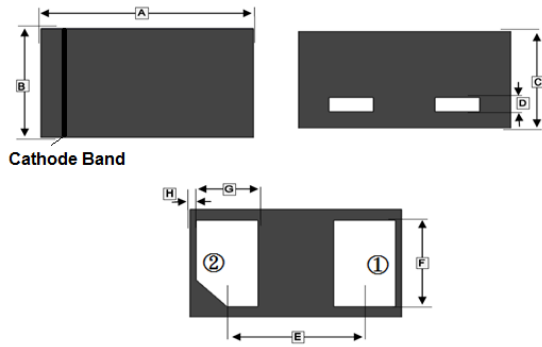
Parameters	Symbol	Min.	Typ.	Max.	Unit	Test Conditions
Reverse Breakdown Voltage	$V_{(BR)}$	30	-	-	V	$I_R=50\mu A$
Forward Voltage	V_F	-	-	0.38	V	$I_F=10mA$
		-	-	0.8		$I_F=100mA$
Reverse Current	I_R	-	-	2	μA	$V_R=10V$
		-	-	9		$V_R=30V$

RATINGS AND CHARACTERISTIC CURVES



PACKAGE OUTLINE DIMENSIONS

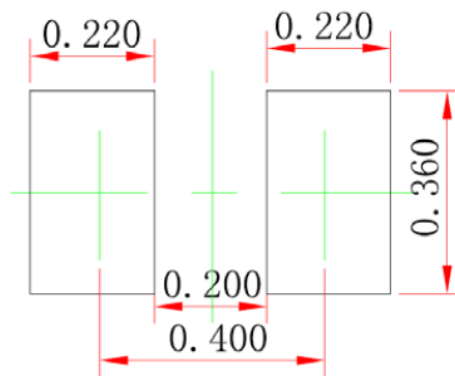
DFN0201



REF.	Millimeter	
	Min.	Max.
A	0.55	0.67
B	0.25	0.37
C	0.27	0.34
D	0.05 REF.	
E	0.35	0.44
F	0.20	0.35
G	0.12	0.23
H	0.03 REF.	

MOUNTING PAD LAYOUT

DFN0201



*Dimensions in millimeters